

## 5002 SERVICII PUBLICE GENERALE

Anexa 7

## CONTUL DE EXECUTIE AL INSTITUTIILOR PUBLICE - CHELTUIELI

la data de 30.06.2019

Cod 21 Capitol 5002

Subcapitol

-lei-

DENUMIREA INDICATORILOR*)	Cod indicator	Credite de angajament		Credite bugetare		Angajamente bugetare	Angajamente legale	Plati efectuate	Angajamente legale de platit	Cheltuieli efective
		Initiale	Definitive	Initiale	Definitive					
A	B	1	2	3	4	5	6	7	8=6-7	9
TOTAL CHELTUIELI(SECTIUNEA DE FUNCTIONARE+SECTIUNEA DE DEZVOLTARE)		78,104,000	740,199,120	409,795,000	240,916,360	406,423,003	406,423,003	146,805,366	259,617,637	152,335,315
SECTIUNEA DE FUNCTIONARE (cod 01+79+85)	F			211,248,000	171,642,650	207,879,885	207,879,885	128,858,910	79,020,975	122,779,448
CHELTUIELI CURENTE (10+20+30+40+50+51SF+55SF+57+59)	01F			206,637,000	169,276,650	203,401,000	203,401,000	126,626,199	76,774,801	122,779,448
TITLUL I CHELTUIELI DE PERSONAL (cod 10.01 la 10.03)	10			57,684,000	37,747,500	57,684,000	57,684,000	32,790,672	24,893,328	33,359,804
Cheltuieli salariale in bani ( cod 10.01.01+10.01.03 la 10.01.08 +10.01.10 la 10.01.16 +10.01.30)	1001			55,943,500	36,617,000	55,943,500	55,943,500	31,992,886	23,950,614	32,496,998
Salarii de baza	100101			50,764,500	33,523,000	50,764,500	50,764,500	29,415,803	21,348,697	29,622,335
Indemnizatie de conducere	100103									634
Sporuri pentru conditii de munca	100105			952,500	670,500	952,500	952,500	535,605	416,895	538,888
Alte sporuri	100106			237,000	131,000	237,000	237,000	117,376	119,624	115,260
Indemnizatii platite unor persoane din afara unitatii	100112			360,000	194,000	360,000	360,000	184,680	175,320	172,710
Indemnizatii de delegare	100113			35,500	13,500	35,500	35,500	7,099	28,401	4,399
Indemnizatii de hrana	100117			3,254,000	1,902,000	3,254,000	3,254,000	1,590,488	1,663,512	1,905,203
Alte drepturi salariale in bani	100130			340,000	183,000	340,000	340,000	141,835	198,165	137,569
Cheltuieli salariale in natura ( cod 10.02.01 la 10.02.06+10.02.30)	1002			375,000	290,000	375,000	375,000	129,924	245,076	131,026
Norme de hrana	100202			375,000	290,000	375,000	375,000	129,924	245,076	131,026
Contributii (cod 10.03.01 la 10.03.06)	1003			1,365,500	840,500	1,365,500	1,365,500	667,862	697,638	731,780
Contributii de asigurari sociale de stat	100301			15,000	15,000	15,000	15,000		15,000	
Contributii de asigurari de somaj	100302			500	500	500	500		500	

A	B	1	2	3	4	5	6	7	8=6-7	9
Contributii de asigurari sociale de sanatate	100303			5,000	5,000	5,000	5,000		5,000	
Contributii de asigurari pentru accidente de munca si boli profesionale	100304			200	200	200	200		200	
Contributii pentru concedii si indemnizatii	100306			800	800	800	800		800	
Contributia asiguratorie pentru munca	100307			1,344,000	819,000	1,344,000	1,344,000	667,862	676,138	731,780
TITLUL II BUNURI SI SERVICII (cod 20.01 la 20.06+20.09 la 20.16+20.18 la 20.25+20.27+20.30)	20			71,821,000	66,447,640	69,455,000	69,455,000	47,087,972	22,367,028	47,359,130
Bunuri si servicii (cod 20.01.01 la 20.01.09+20.01.30)	2001			40,808,380	37,008,600	39,337,380	39,337,380	29,204,021	10,133,359	38,023,149
Furnituri de birou	200101			784,070	489,760	610,070	610,070	214,515	395,555	300,740
Materiale pentru curatenie	200102			654,710	428,000	625,710	625,710	234,774	390,936	242,447
Incalzit, iluminat si forta motrica	200103			13,585,630	12,593,820	13,424,630	13,424,630	10,918,595	2,506,035	9,128,494
Apa, canal si salubritate	200104			19,422,420	18,924,940	19,315,420	19,315,420	15,131,295	4,184,125	25,187,403
Carburanti si lubrifianti	200105			257,000	151,000	151,000	151,000	102,098	48,902	103,958
Piese de schimb	200106			44,000	41,000	44,000	44,000	21,719	22,281	12,983
Transport	200107			726,640	535,710	726,640	726,640	377,217	349,423	425,101
Posta, telecomunicatii, radio, tv, internet	200108			992,590	519,640	623,590	623,590	332,401	291,189	426,336
Materiale si prestari de servicii cu caracter functional	200109			2,713,100	2,373,920	2,490,100	2,490,100	1,329,270	1,160,830	1,588,404
Alte bunuri si servicii pentru intretinere si functionare	200130			1,628,220	950,810	1,326,220	1,326,220	542,137	784,083	607,283
Reparatii curente	2002			24,472,440	24,367,340	24,473,440	24,473,440	15,712,934	8,760,506	6,586,171
Hrana (cod 20.03.01+20.03.02)	2003			1,385,000	1,381,000	1,381,000	1,381,000	756,244	624,756	808,958
Hrana pentru oameni	200301			1,385,000	1,381,000	1,381,000	1,381,000	756,244	624,756	808,958
Medicamente si materiale sanitare (cod 20.04.01 la 20.04.04)	2004			111,500	100,800	104,500	104,500	39,445	65,055	45,660
Medicamente	200401			46,400	40,600	43,400	43,400	12,627	30,773	17,097
Materiale sanitare	200402			58,700	53,800	54,700	54,700	25,774	28,926	27,086
Dezinfectanti	200404			6,400	6,400	6,400	6,400	1,044	5,356	1,477
Bunuri de natura obiectelor de inventar (cod 20.05.01+20.05.03+20.05.30)	2005			1,227,080	920,500	1,200,080	1,200,080	228,893	971,187	400,718
Uniforme si echipament	200501			71,000	56,000	56,000	56,000	34,166	21,834	
Alte obiecte de inventar	200530			1,156,080	864,500	1,144,080	1,144,080	194,727	949,353	400,718
Deplasari, detasari, transferari (cod 20.06.01+20.06.02)	2006			330,460	207,080	220,460	220,460	85,815	134,645	80,622
Deplasari interne, detasari, transferari	200601			315,460	197,080	210,460	210,460	80,815	129,645	80,622
Deplasari in strainatate	200602			15,000	10,000	10,000	10,000	5,000	5,000	
Materiale de laborator	2009			3,000	3,000	3,000	3,000	357	2,643	

A	B	1	2	3	4	5	6	7	8=6-7	9
Carti, publicatii si materiale documentare	2011			74,050	55,680	69,050	69,050	20,150	48,900	19,248
Pregatire profesionala	2013			250,050	207,280	236,050	236,050	40,169	195,881	59,199
Protectia muncii	2014			63,150	34,650	54,150	54,150	9,225	44,925	9,405
Cheltuieli judiciare si extrajudiciare derivate din actiuni in reprezentarea intereselor statului, potrivit dispozitiilor legale	2025			175,000	173,000	173,000	173,000	133,216	39,784	133,215
Alte cheltuieli (cod 20.30.01 la 20.30.04+20.30.06+20.30.07+20.30.09+20.30.30)	2030			2,920,890	1,988,710	2,202,890	2,202,890	857,503	1,345,387	1,192,785
Reclama si publicitate	203001			160,000	80,000	80,000	80,000	51,349	28,651	59,444
Protocol si reprezentare	203002			70,000	50,000	50,000	50,000	37,520	12,480	24,411
Prime de asigurare non-viata	203003			235,510	129,430	202,510	202,510	82,929	119,581	82,929
Chirii	203004			822,220	792,220	792,220	792,220	211,453	580,767	400,177
Alte cheltuieli cu bunuri si servicii	203030			1,633,160	937,060	1,078,160	1,078,160	474,252	603,908	625,824
TITLUL III DOBANZI (cod 30.01 la 30.03)	30			5,000,000	3,384,500	5,000,000	5,000,000	3,139,398	1,860,602	3,138,926
Dobanzi aferente datoriei publice interne (cod 30.01.01+30.01.02)	3001			5,000,000	3,384,500	5,000,000	5,000,000	3,139,398	1,860,602	3,138,926
Dobanzi aferente datoriei publice interne directe	300101			5,000,000	3,384,500	5,000,000	5,000,000	3,139,398	1,860,602	3,138,926
TITLUL IV SUBVENTII (cod 40.03+40.20+ 40.30)	40			9,000,000	9,000,000	9,000,000	9,000,000	6,598,435	2,401,565	6,289,680
Subventii pentru acoperirea diferentelor de pret si tarif	4003			9,000,000	9,000,000	9,000,000	9,000,000	6,598,435	2,401,565	6,289,680
TITLUL VI TRANSFERURI INTRE UNITATI ALE ADMINISTRATIEI PUBLICE (cod 51.01) (cod 51.01)	51F			27,058,000	21,830,000	27,058,000	27,058,000	15,038,700	12,019,300	15,038,700
Transferuri curente (cod 51.01.01+51.01.03+51.01.05+ 51.01.14+51.01.15+ 51.01.24 +51.01.26 +51.01.31+51.01.39+ 51.01.46+51.01.49+51.01.60+51.01.61+51.01.64)	5101			27,058,000	21,830,000	27,058,000	27,058,000	15,038,700	12,019,300	15,038,700
Transferuri catre institutii publice	510101			26,058,000	20,930,000	26,058,000	26,058,000	14,438,700	11,619,300	14,438,700
Actiuni de sanatate	510103			1,000,000	900,000	1,000,000	1,000,000	600,000	400,000	600,000
TITLUL VII ALTE TRANSFERURI (cod 55.01+ 55.02)	55F			4,865,000	4,183,000	4,865,000	4,865,000	3,495,654	1,369,346	3,495,654
Transferuri interne (55.01.18+55.01.63+55.01.65)	5501F			4,865,000	4,183,000	4,865,000	4,865,000	3,495,654	1,369,346	3,495,654
Finantarea invatamantului particular sau confesional acreditat	550163			1,765,000	1,083,000	1,765,000	1,765,000	1,072,338	692,662	1,072,338
Sume reprezentând contributia unitatilor administrativ-teritoriale la Fondul IID	550165			3,100,000	3,100,000	3,100,000	3,100,000	2,423,316	676,684	2,423,316
TITLUL IX ASISTENTA SOCIALA (cod 57.02)	57			18,960,000	15,070,780	18,960,000	18,960,000	10,979,627	7,980,373	10,995,175
Ajutoare sociale (cod 57.02.01 la 57.02.05)	5702			18,960,000	15,070,780	18,960,000	18,960,000	10,979,627	7,980,373	10,995,175
Ajutoare sociale in numerar	570201			18,892,000	15,034,780	18,892,000	18,892,000	10,952,007	7,939,993	10,967,836

A	B	1	2	3	4	5	6	7	8=6-7	9
Ajutoare sociale in natura	570202			6,000	6,000	6,000	6,000	2,670	3,330	2,389
Tichete de cresa	570203			62,000	30,000	62,000	62,000	24,950	37,050	24,950
TITLUL XI ALTE CHELTUIEL (cod 59.01+59.02+59.08+59.11+59.12+59.15+59.17+59.20+59.22+59.25+59.30+59.35)	59			12,249,000	11,613,230	11,379,000	11,379,000	7,495,741	3,883,259	3,102,379
Burse	5901			782,360	732,590	782,360	782,360	535,500	246,860	344,749
Asociatii si fundatii	5911			7,842,000	7,692,000	7,842,000	7,842,000	4,822,626	3,019,374	2,097,927
Sustinerea cultelor	5912			1,860,000	1,860,000	990,000	990,000	960,000	30,000	30,000
Actiuni cu caracter stiintific si social-cultural	5922			758,640	758,640	758,640	758,640	742,614	16,026	184,885
Sume aferente persoanelor cu handicap nefincadrate	5940			1,006,000	570,000	1,006,000	1,006,000	435,001	570,999	444,818
OPERATIUNI FINANCIARE (cod 80+81)	79F			4,611,000	2,366,000	4,611,000	4,611,000	2,364,826	2,246,174	
TITLUL XVII RAMBURSARI DE CREDITE (cod 81.01+81.02)	81F			4,611,000	2,366,000	4,611,000	4,611,000	2,364,826	2,246,174	
Rambursari de credite interne (cod 81.02.01+81.02.02+81.02.05)	8102			4,611,000	2,366,000	4,611,000	4,611,000	2,364,826	2,246,174	
Rambursari de credite aferente datoriei publice interne locale	810205			4,611,000	2,366,000	4,611,000	4,611,000	2,364,826	2,246,174	
TITLUL XIX PLATI EFECTUATE IN ANII PRECEDENTI SI RECUPERATE IN ANUL CURENT(85.01)	85F					-132,115	-132,115	-132,115		
Plati efectuate in anii precedenti si recuperate in anul curent (cod 85.01.01)	8501F					-132,115	-132,115	-132,115		
Plati efectuate in anii precedenti si recuperate in anul curent in sectiunea de functionare a bugetului local	850101					-132,115	-132,115	-132,115		
SECTIUNEA DE DEZVOLTARE (cod 51+55+56+58+70+81+85)	D	78,104,000	740,199,120	198,547,000	69,273,710	198,543,118	198,543,118	17,946,456	180,596,662	29,555,867
TITLUL VI TRANSFERURI INTRE UNITATI ALE ADMINISTRATIEI PUBLICE (cod 51.02)	51D			1,377,000	1,377,000	1,377,000	1,377,000	117,035	1,259,965	117,035
Transferuri de capital (cod 51.02.12+51.02.28+51.02.29)	5102			1,377,000	1,377,000	1,377,000	1,377,000	117,035	1,259,965	117,035
Transferuri pentru finantarea investitiilor la spitale	510212			284,000	284,000	284,000	284,000		284,000	
Alte transferuri de capital catre institutii publice	510229			1,093,000	1,093,000	1,093,000	1,093,000	117,035	975,965	117,035
TITLUL VII ALTE TRANSFERURI (cod 55.01)	55D			732,000	605,000	732,000	732,000	309,381	422,619	367,325
A. Transferuri interne (cod 55.01.03+55.01.07 la 55.01.10 +55.01.12 + 55.01.13 +55.01.15+55.01.28+55.01.42+55.01.56)	5501D			732,000	605,000	732,000	732,000	309,381	422,619	367,325
Transferuri din bugetul local catre asociatiile de dezvoltare intercomunitara	550142			732,000	605,000	732,000	732,000	309,381	422,619	367,325
Titlul VIII PROIECTE CU FINANTARE DIN FONDURI	56									147,686

A	B	1	2	3	4	5	6	7	8=6-7	9
EXTERNE NERAMBURSABILE (FEN) POSTADERARE (cod 56.01 la 56.05+cod 56.07+56.08+56.11+56.15 la 56.18 +56.25+56.27+56.28+56.40)										
Programe din Fondul European de Dezvoltare Regionala (FEDR) (cod 56.01.01 la 56.01.03)	5601									120,581
Finantarea nationala*)	560101									14,556
Cheltuieli neeligibile*)	560103									106,025
Mecanismul financiar SEE ( cod 56.17.01 la 56.17.03)	5617									27,105
Finantarea nationala*)	561701									20,258
Finantarea externa nerambursabila*)	561702									6,847
TITLUL X Proiecte cu finantare din fonduri externe nerambursabile aferente cadrului financiar 2014-2020 (cod 58.01 la 58.05+58.11+58.12+58.15+58.16+58.30)	58	37,275,000	250,393,220	171,598,000	49,818,710	171,598,000	171,598,000	8,127,170	163,470,830	6,884,650
Programe din Fondul European de Dezvoltare Regionala (FEDR) (cod 58.01.01 la 58.01.03)	5801		208,155,220	134,053,000	24,953,000	134,053,000	134,053,000	1,050,201	133,002,799	76,116
Finantarea nationala	580101		147,897,280	18,738,100	3,858,550	18,738,100	18,738,100	153,937	18,584,163	7,943
Finantarea externa nerambursabila	580102		54,006,200	100,436,900	19,977,450	100,436,900	100,436,900	872,280	99,564,620	45,028
Cheltuieli neeligibile	580103		6,251,740	14,878,000	1,117,000	14,878,000	14,878,000	23,984	14,854,016	23,145
Programe din Fondul Social European (FSE) (cod 58.02.01 la 58.02.03)	5802	37,101,000	41,764,000	37,071,000	24,677,710	37,071,000	37,071,000	7,017,998	30,053,002	6,744,635
Finantarea nationala	580201	5,565,000	6,695,000	5,561,470	3,698,410	5,561,470	5,561,470	1,052,697	4,508,773	1,011,724
Finantarea externa nerambursabila	580202	31,536,000	35,069,000	31,509,530	20,979,300	31,509,530	31,509,530	5,965,301	25,544,229	5,732,911
Programe Instrumentul European de Vecinatate (ENI) (cod 58.12.01 la 58.12.03)	5812		300,000	300,000	100,000	300,000	300,000		300,000	
Finantarea nationala	581201		300,000	45,000	15,000	45,000	45,000		45,000	
Finantarea externa nerambursabila	581202			255,000	85,000	255,000	255,000		255,000	
Alte programe comunitare finantate in perioada 2014-2020 (cod 58.15.01 la 58.15.03)	5815	174,000	174,000	174,000	88,000	174,000	174,000	58,971	115,029	63,899
Finantarea nationala	581501	25,000	25,000	25,000	13,000	25,000	25,000	9,054	15,946	9,054
Finantarea externa nerambursabila	581502	149,000	149,000	149,000	75,000	149,000	149,000	49,917	99,083	54,845
CHELTUIELI DE CAPITAL ((cod 71+72+75)	70	40,829,000	489,805,900	16,230,000	13,267,000	16,230,000	16,230,000	5,592,320	10,637,680	22,039,171
TITLUL XIII ACTIVE NEFINANCIARE (cod 71.01 + 71.03)	71	40,829,000	489,805,900	16,230,000	13,267,000	16,230,000	16,230,000	5,592,320	10,637,680	22,039,171
Active fixe (cod 71.01.01 la 71.01.03+71.01.30)	7101	40,464,000	256,114,900	8,625,000	8,334,000	8,625,000	8,625,000	4,348,870	4,276,130	18,023,047
Constructii	710101	2,057,000	38,138,000	3,583,500	3,518,500	3,583,500	3,583,500	2,300,323	1,283,177	16,522,911


A	B	1	2	3	4	5	6	7	8=6-7	9
Masini, echipamente si mijloace de transport	710102	1,000	820,000	145,370	145,370	145,370	145,370	134,587	10,783	350,544
Mobilier, aparatura birotica si alte active corporale	710103	1,000	16,271,000	46,030	45,030	46,030	46,030	13,005	33,025	282,093
Alte active fixe	710130	38,405,000	200,885,900	4,850,100	4,625,100	4,850,100	4,850,100	1,900,955	2,949,145	867,499
Reparatii capitale aferente activelor fixe	7103	365,000	233,691,000	7,605,000	4,933,000	7,605,000	7,605,000	1,243,450	6,361,550	4,016,124
OPERATIUNI FINANCIARE (cod 81)	79			8,610,000	4,206,000	8,610,000	8,610,000	3,804,432	4,805,568	
TITLUL XVII RAMBURSARI DE CREDITE (cod 81.04)	81			8,610,000	4,206,000	8,610,000	8,610,000	3,804,432	4,805,568	
Rambursarea imprumuturilor contractate pentru finantarea proiectelor cu finantare UE	8104			8,610,000	4,206,000	8,610,000	8,610,000	3,804,432	4,805,568	
TITLUL XIX PLATI EFECTUATE IN ANII PRECEDENTI SI RECUPERATE IN ANUL CURENT (85.01)	85					-3,882	-3,882	-3,882		
Plati efectuate in anii precedenti si recuperate in anul curent (cod 85.01.02+85.01.05)	8501					-3,882	-3,882	-3,882		
Plati efectuate in anii precedenti si recuperate in anul curent in sectiunea de dezvoltare a bugetului local	850102					-1,500	-1,500	-1,500		
Plati efectuate in anii precedenti si recuperate in anul curent aferente fondurilor externe nerambursabile	850105					-2,382	-2,382	-2,382		
TITLUL VI TRANSFERURI INTRE UNITATI ALE ADMINISTRATIEI PUBLICE (cod 51.01+51.02)	51			28,435,000	23,207,000	28,435,000	28,435,000	15,155,735	13,279,265	15,155,735
TITLUL VII ALTE TRANSFERURI (cod 55.01+55.02)	55			5,597,000	4,788,000	5,597,000	5,597,000	3,805,035	1,791,965	3,862,979
TITLUL XVI RAMBURSARI DE CREDETE	81			13,221,000	6,572,000	13,221,000	13,221,000	6,169,258	7,051,742	
	84					-135,997	-135,997	-135,997		
OPERATIUNI FINANCIARE (cod 81)	79			13,221,000	6,572,000	13,221,000	13,221,000	6,169,258	7,051,742	
A. CHELTUIELILE CURENTE (10+20+30+40+50+51+55+56+58+57+59)	01	37,275,000	250,393,220	380,344,000	221,077,360	377,108,000	377,108,000	135,179,785	241,928,215	130,296,144
TITLUL XIX PLATI EFECTUATE IN ANII PRECEDENTI SI RECUPERATE IN ANUL CURENT (85.01)	85					-135,997	-135,997	-135,997		

\*) Se inscriu denumirea si simbolul capitolelor din bugetul aprobat detaliate pe titluri , articole, alineate, pe structura clasificatiei economice (bugetele locale, bugetul creditelor externe, bugetul creditelor interne, bugetul fondurilor externe nerambursabile - sursa D, institutii finantate integral sau partial din venituri proprii/activitati finantate integral din veniturii proprii)

NOTA: Sumele inscrise in col. 6 "Plati efectuate" cu semnul minus la Titlul 80, art. 85.01 "Plati efectuate din precedenti si recuperate in anu. curent", se inscriu si pe col. 4 "Angajamente bugetare" si col. 5 "Angajamente legale" la acelasi cod tot cu semnul minus , astfel incat in col. 7 "Angajamente legale de platit" sa nu fie raportate sume.

**Conducatorul institutiei**

**CATALIN CHERECHES**



**Conducatorul compartimentului  
financiar-contabil  
CARMEN POP**

## CONTUL DE EXECUTIE AL INSTITUTIILOR PUBLICE - CHELTUIELI

la data de 30.06.2019

Cod 21 Capitol 5102

Subcapitol

-lei-

DENUMIREA INDICATORILOR*)	Cod indicator	Credite de angajament		Credite bugetare		Angajamente bugetare	Angajamente legale	Plati efectuate	Angajamente legale de platit	Cheltuieli efective
		Initiale	Definitive	Initiale	Definitive					
A	B	1	2	3	4	5	6	7	8=6-7	9
TOTAL CHELTUIELI(SECTIUNEA DE FUNCTIONARE+SECTIUNEA DE DEZVOLTARE)			7,537,000	27,610,000	16,284,500	26,246,987	26,246,987	14,636,958	11,610,029	15,208,466
SECTIUNEA DE FUNCTIONARE (cod 01+79+85)	F			26,585,000	15,507,500	25,221,987	25,221,987	14,183,967	11,038,020	14,719,434
CHELTUIELI CURENTE (10+20+30+40+50+51SF+55SF+57+59)	01F			26,585,000	15,507,500	25,291,000	25,291,000	14,252,980	11,038,020	14,719,434
TITLUL I CHELTUIELI DE PERSONAL (cod 10.01 la 10.03)	10			22,805,000	13,207,500	22,805,000	22,805,000	12,787,604	10,017,396	12,965,682
Cheltuieli salariale in bani ( cod 10.01.01+10.01.03 la 10.01.08 +10.01.10 la 10.01.16 +10.01.30)	1001			22,273,500	12,906,000	22,273,500	22,273,500	12,556,646	9,716,854	12,680,403
Salarii de baza	100101			20,647,000	12,101,500	20,647,000	20,647,000	11,768,357	8,878,643	11,826,594
Alte sporuri	100106			36,000	25,000	36,000	36,000	22,965	13,035	20,757
Indemnizatii platite unor persoane din afara unitatii	100112			360,000	194,000	360,000	360,000	184,680	175,320	172,710
Indemnizatii de delegare	100113			11,500	3,500	11,500	11,500	4,062	7,438	1,362
Indemnizatii de hrana	100117			1,040,000	473,000	1,040,000	1,040,000	470,292	569,708	561,782
Alte drepturi salariale in bani	100130			179,000	109,000	179,000	179,000	106,290	72,710	97,198
Contributii (cod 10.03.01 la 10.03.06)	1003			531,500	301,500	531,500	531,500	230,958	300,542	285,279
Contributii de asigurari sociale de stat	100301			15,000	15,000	15,000	15,000		15,000	
Contributii de asigurari de somaj	100302			500	500	500	500		500	
Contributii de asigurari sociale de sanatate	100303			5,000	5,000	5,000	5,000		5,000	
Contributii de asigurari pentru accidente de munca si boli profesionale	100304			200	200	200	200		200	
Contributii pentru concedii si indemnizatii	100306			800	800	800	800		800	
Contributia asiguratorie pentru munca	100307			510,000	280,000	510,000	510,000	230,958	279,042	285,279




A	B	1	2	3	4	5	6	7	8=6-7	9
TITLUL II BUNURI SI SERVICII (cod 20.01 la 20.06+20.09 la 20.16+20.18 la 20.25+20.27+20.30)	20			3,400,000	2,106,000	2,106,000	2,106,000	1,307,562	798,438	1,592,967
Bunuri si servicii (cod 20.01.01 la 20.01.09+20.01.30)	2001			2,099,000	1,185,000	1,185,000	1,185,000	824,409	360,591	992,474
Furnituri de birou	200101			350,000	200,000	200,000	200,000	102,835	97,165	151,325
Materiale pentru curatenie	200102			46,000	26,000	26,000	26,000	18,000	8,000	18,031
Incalzit, iluminat si forta motrica	200103			510,000	395,000	395,000	395,000	331,485	63,515	342,160
Apa, canal si salubritate	200104			55,000	26,000	26,000	26,000	10,587	15,413	12,773
Carburanti si lubrifianti	200105			50,000	29,000	29,000	29,000	21,137	7,863	20,283
Piese de schimb	200106			8,000	8,000	8,000	8,000	7,400	600	
Posta, telecomunicatii, radio, tv, internet	200108			540,000	225,000	225,000	225,000	136,541	88,459	212,564
Materiale si prestari de servicii cu caracter functional	200109			280,000	120,000	120,000	120,000	91,872	28,128	110,118
Alte bunuri si servicii pentru intretinere si functionare	200130			260,000	156,000	156,000	156,000	104,552	51,448	125,220
Reparatii curente	2002			50,000	50,000	50,000	50,000		50,000	
Bunuri de natura obiectelor de inventar (cod 20.05.01+20.05.03+20.05.30)	2005			75,000	68,000	68,000	68,000	12,239	55,761	
Alte obiecte de inventar	200530			75,000	68,000	68,000	68,000	12,239	55,761	
Deplasari, detasari, transferari (cod 20.06.01+20.06.02)	2006			116,000	71,000	71,000	71,000	56,587	14,413	46,646
Deplasari interne, detasari, transferari	200601			106,000	66,000	66,000	66,000	51,587	14,413	46,646
Deplasari in strainatate	200602			10,000	5,000	5,000	5,000	5,000		
Carti, publicatii si materiale documentare	2011			10,000	5,000	5,000	5,000	3,300	1,700	3,300
Pregatire profesionala	2013			40,000	40,000	40,000	40,000		40,000	25,800
Protectia muncii	2014			10,000	5,000	5,000	5,000	3,500	1,500	4,180
Cheltuieli judiciare si extrajudiciare derivate din actiuni in reprezentarea intereselor statului, potrivit dispozitiilor legale	2025			170,000	170,000	170,000	170,000	132,596	37,404	132,595
Alte cheltuieli (cod 20.30.01 la 20.30.04+20.30.06+20.30.07+20.30.09+20.30.30)	2030			830,000	512,000	512,000	512,000	274,931	237,069	387,972
Reclama si publicitate	203001			160,000	80,000	80,000	80,000	51,349	28,651	59,444
Protocol si reprezentare	203002			70,000	50,000	50,000	50,000	37,520	12,480	24,411
Prime de asigurare non-viata	203003			40,000	22,000	22,000	22,000	16,493	5,507	16,493
Chirii	203004			6,220	6,220	6,220	6,220		6,220	6,212
Alte cheltuieli cu bunuri si servicii	203030			553,780	353,780	353,780	353,780	169,569	184,211	281,412
TITLUL XI ALTE CHELTUIELI (cod 59.01+59.02+59.08+59.11+59.12+59.15+59.17+59.20+59.22+)	59			380,000	194,000	380,000	380,000	157,814	222,186	160,785

A	B	1	2	3	4	5	6	7	8=6-7	9
59.25+59.30+59.35)										
Sume aferente persoanelor cu handicap neîncadrate	5940			380,000	194,000	380,000	380,000	157,814	222,186	160,785
TITLUL XIX PLATI EFECTUATE IN ANII PRECEDENTI SI RECUPERATE IN ANUL CURENT(85.01)	85F					-69,013	-69,013	-69,013		
Plati efectuate in anii precedenti si recuperate in anul curent (cod 85.01.01)	8501F					-69,013	-69,013	-69,013		
Plati efectuate in anii precedenti si recuperate in anul curent în sectiunea de functionare a bugetului local	850101					-69,013	-69,013	-69,013		
SECTIUNEA DE DEZVOLTARE (cod 51+55+56+58+70+81+85)	D		7,537,000	1,025,000	777,000	1,025,000	1,025,000	452,991	572,009	489,032
TITLUL VII ALTE TRANSFERURI (cod 55.01)	55D			732,000	605,000	732,000	732,000	309,381	422,619	367,325
A. Transferuri interne (cod 55.01.03+55.01.07 la 55.01.10 +55.01.12 + 55.01.13 +55.01.15+55.01.28+55.01.42+55.01.56)	5501D			732,000	605,000	732,000	732,000	309,381	422,619	367,325
Transferuri din bugetul local catre asociatiile de dezvoltare intercomunitara	550142			732,000	605,000	732,000	732,000	309,381	422,619	367,325
CHELTUIELI DE CAPITAL ((cod 71+72+75)	70		7,537,000	293,000	172,000	293,000	293,000	143,610	149,390	121,707
TITLUL XIII ACTIVE NEFINANCIARE (cod 71.01 + 71.03)	71		7,537,000	293,000	172,000	293,000	293,000	143,610	149,390	121,707
Active fixe (cod 71.01.01 la 71.01.03+71.01.30)	7101		1,662,000	292,000	172,000	292,000	292,000	143,610	148,390	121,707
Constructii	710101									14,019
Masini, echipamente si mijloace de transport	710102			134,970	134,970	134,970	134,970	134,587	383	41,222
Mobilier, aparatura birotica si alte active corporale	710103			9,030	9,030	9,030	9,030	9,023	7	62,121
Alte active fixe	710130		1,662,000	148,000	28,000	148,000	148,000		148,000	4,345
Reparatii capitale aferente activelor fixe	7103		5,875,000	1,000		1,000	1,000		1,000	
TITLUL VII ALTE TRANSFERURI (cod 55.01+55.02)	55			732,000	605,000	732,000	732,000	309,381	422,619	367,325
	84					-69,013	-69,013	-69,013		
A. CHELTUIELILE CURENTE (10+20+30+40+50+51+55+56+58+57+59)	01			27,317,000	16,112,500	26,023,000	26,023,000	14,562,361	11,460,639	15,086,759
TITLUL XIX PLATI EFECTUATE IN ANII PRECEDENTI SI RECUPERATE IN ANUL CURENT (85.01)	85					-69,013	-69,013	-69,013		


\*) Se inscriu denumirea si simbolul capitolelor din bugetul aprobat detaliate pe titluri , articole, alineate, pe structura clasificatiei economice (bugetele locale, bugetul creditelor externe, bugetul creditelor interne, bugetul fondurilor externe nerambursabile - sursa D, institutii finantate integral sau partial din venituri proprii/activitati finantate integral din veniturii proprii)

NOTA: Sumele inscrise in col. 6 "Plati efectuate" cu semnul minus la Titlul 80, art. 85.01 "Plati efectuate din precedenti si recuperate in anu. curent", se inscriu si pe col. 4 "Angajamente bugetare" si col. 5 "Angajamente legale" la acelasi cod tot cu semnul minus , astfel incat in col. 7 "Angajamente legale de platii" sa nu fie raportate sume.

**Conducatorul institutiei**



**Conducatorul compartimentului  
financiar-contabil  
CARMEN POP**



## 5402 Alte servicii publice generale

Anexa 7

## CONTUL DE EXECUTIE AL INSTITUTIILOR PUBLICE - CHELTUIELI

la data de 30.06.2019

Cod 21 Capitol 5402

Subcapitol

-lei-


DENUMIREA INDICATORILOR*)	Cod indicator	Credite de angajament		Credite bugetare		Angajamente bugetare	Angajamente legale	Plati efectuate	Angajamente legale de platit	Cheltuieli efective
		Initiale	Definitive	Initiale	Definitive					
A	B	1	2	3	4	5	6	7	8=6-7	9
TOTAL CHELTUIELI(SECTIUNEA DE FUNCTIONARE+SECTIUNEA DE DEZVOLTARE)				1,900,000	1,197,000	1,886,937	1,886,937	960,022	926,915	927,918
SECTIUNEA DE FUNCTIONARE (cod 01+79+85)	F			1,900,000	1,197,000	1,886,937	1,886,937	960,022	926,915	927,399
CHELTUIELI CURENTE (10+20+30+40+50+51SF+55SF+57+59)	01F			1,900,000	1,197,000	1,888,000	1,888,000	961,085	926,915	927,399
TITLUL I CHELTUIELI DE PERSONAL (cod 10.01 la 10.03)	10			1,800,000	1,109,000	1,800,000	1,800,000	918,062	881,938	886,839
Cheltuieli salariale in bani ( cod 10.01.01+10.01.03 la 10.01.08 +10.01.10 la 10.01.16 +10.01.30)	1001			1,762,000	1,079,000	1,762,000	1,762,000	898,445	863,555	867,324
Salarii de baza	100101			1,641,000	990,000	1,641,000	1,641,000	850,510	790,490	813,636
Alte sporuri	100106			20,000	15,000	20,000	20,000	9,959	10,041	9,301
Indemnizatii de delegare	100113			1,000	1,000	1,000	1,000		1,000	
Indemnizatii de hrana	100117			80,000	55,000	80,000	80,000	34,567	45,433	40,978
Alte drepturi salariale in bani	100130			20,000	18,000	20,000	20,000	3,409	16,591	3,409
Contributii (cod 10.03.01 la 10.03.06)	1003			38,000	30,000	38,000	38,000	19,617	18,383	19,515
Contributia asiguratorie pentru munca	100307			38,000	30,000	38,000	38,000	19,617	18,383	19,515
TITLUL II BUNURI SI SERVICII (cod 20.01 la 20.06+20.09 la 20.16+20.18 la 20.25+20.27+20.30)	20			100,000	88,000	88,000	88,000	43,023	44,977	40,560
Bunuri si servicii (cod 20.01.01 la 20.01.09+20.01.30)	2001			85,000	74,000	74,000	74,000	41,488	32,512	40,560
Furnituri de birou	200101			11,000	8,000	8,000	8,000	7,312	688	4,318
Materiale pentru curatenie	200102			4,000	3,000	3,000	3,000	818	2,182	1,392
Incalzit, iluminat si forta motrica	200103			42,000	35,000	35,000	35,000	28,231	6,769	29,238
Apa, canal si salubritate	200104			7,000	7,000	7,000	7,000	2,521	4,479	2,708

A	B	1	2	3	4	5	6	7	8=6-7	9
Alte bunuri si servicii pentru intretinere si functionare	200130			21,000	21,000	21,000	21,000	2,606	18,394	2,904
Bunuri de natura obiectelor de inventar (cod 20.05.01+20.05.03+20.05.30)	2005			8,000	7,000	7,000	7,000	1,535	5,465	
Alte obiecte de inventar	200530			8,000	7,000	7,000	7,000	1,535	5,465	
Alte cheltuieli (cod 20.30.01 la 20.30.04+20.30.06+20.30.07+20.30.09+20.30.30)	2030			7,000	7,000	7,000	7,000		7,000	
Alte cheltuieli cu bunuri si servicii	203030			7,000	7,000	7,000	7,000		7,000	
TITLUL XIX PLATI EFECTUATE IN ANII PRECEDENTI SI RECUPERATE IN ANUL CURENT(85.01)	85F					-1,063	-1,063	-1,063		
Plati efectuate in anii precedenti si recuperate in anul curent (cod 85.01.01)	8501F					-1,063	-1,063	-1,063		
Plati efectuate in anii precedenti si recuperate in anul curent in sectiunea de functionare a bugetului local	850101					-1,063	-1,063	-1,063		
SECTIUNEA DE DEZVOLTARE (cod 51+55+56+58+70+81+85)	D									519
CHELTUIELI DE CAPITAL ((cod 71+72+75)	70									519
TITLUL XIII ACTIVE NEFINANCIARE (cod 71.01 + 71.03)	71									519
Active fixe (cod 71.01.01 la 71.01.03+71.01.30)	7101									519
Masini, echipamente si mijloace de transport	710102									519
	84					-1,063	-1,063	-1,063		
A. CHELTUIELILE CURENTE (10+20+30+40+50+51+55+56+58+57+59)	01			1,900,000	1,197,000	1,888,000	1,888,000	961,085	926,915	927,399
TITLUL XIX PLATI EFECTUATE IN ANII PRECEDENTI SI RECUPERATE IN ANUL CURENT (85.01)	85					-1,063	-1,063	-1,063		

\*) Se inscriu denumirea si simbolul capitolelor din bugetul aprobat detaliate pe titluri , articole, alineate, pe structura clasificatiei economice

(bugetele locale, bugetul creditelor externe, bugetul creditelor interne, bugetul fondurilor externe nerambursabile - sursa D, institutii finantate integral sau partial din venituri proprii/activitati finantate integral din veniturii proprii)

NOTA: Sumele inscrise in col. 6 "Plati efectuate" cu semnul minus la Titlul 85, art. 85.01 "Plati efectuate din precedenti si recuperate in anul curent", se inscriu si pe col. 4 "Angajamente bugetare" si col. 5 "Angajamente legale" la acelasi cod tot cu semnul minus, astfel incat in col. 7 "Angajamente legale de platit" sa nu fie raportate sume.



Conducatorul compartimentului  
financiar-contabil  
CARMEN POP

## CONTUL DE EXECUTIE AL INSTITUTIILOR PUBLICE - CHELTUIELI

la data de 30.06.2019

Cod 21 Capitol 6102

Subcapitol

-lei-

DENUMIREA INDICATORILOR*)	Cod indicator	Credite de angajament		Credite bugetare		Angajamente bugetare	Angajamente legale	Plati efectuate	Angajamente legale de platit	Cheltuieli efective
		Initiale	Definitive	Initiale	Definitive					
A	B	1	2	3	4	5	6	7	8=6-7	9
TOTAL CHELTUIELI(SECTIUNEA DE FUNCTIONARE+SECTIUNEA DE DEZVOLTARE)			6,756,000	8,844,000	5,573,000	8,481,000	8,481,000	4,354,555	4,126,445	4,446,659
SECTIUNEA DE FUNCTIONARE (cod 01+79+85)	F			8,842,000	5,573,000	8,479,000	8,479,000	4,354,555	4,124,445	4,419,122
CHELTUIELI CURENTE (10+20+30+40+50+51SF+55SF+57+59)	01F			8,842,000	5,573,000	8,479,000	8,479,000	4,375,201	4,103,799	4,419,122
TITLUL I CHELTUIELI DE PERSONAL (cod 10.01 la 10.03)	10			8,000,000	5,094,000	8,000,000	8,000,000	4,073,745	3,926,255	4,108,093
Cheltuieli salariale in bani ( cod 10.01.01+10.01.03 la 10.01.08 +10.01.10 la 10.01.16 +10.01.30)	1001			7,448,000	4,712,000	7,448,000	7,448,000	3,857,638	3,590,362	3,889,617
Salarii de baza	100101			7,111,000	4,560,000	7,111,000	7,111,000	3,738,070	3,372,930	3,764,473
Alte sporuri	100106			181,000	91,000	181,000	181,000	84,452	96,548	85,202
Indemnizatii de delegare	100113			15,000	5,000	15,000	15,000	2,980	12,020	2,980
Alte drepturi salariale in bani	100130			141,000	56,000	141,000	141,000	32,136	108,864	36,962
Cheltuieli salariale in natura ( cod 10.02.01 la 10.02.06+10.02.30)	1002			375,000	290,000	375,000	375,000	129,924	245,076	131,026
Norme de hrana	100202			375,000	290,000	375,000	375,000	129,924	245,076	131,026
Contributii (cod 10.03.01 la 10.03.06)	1003			177,000	92,000	177,000	177,000	86,183	90,817	87,450
Contributia asiguratorie pentru munca	100307			177,000	92,000	177,000	177,000	86,183	90,817	87,450
TITLUL II BUNURI SI SERVICII (cod 20.01 la 20.06+20.09 la 20.16+20.18 la 20.25+20.27+20.30)	20			842,000	479,000	479,000	479,000	301,456	177,544	311,029
Bunuri si servicii (cod 20.01.01 la 20.01.09+20.01.30)	2001			463,000	255,000	255,000	255,000	179,097	75,903	209,575
Furnituri de birou	200101			34,000	18,000	18,000	18,000	17,090	910	17,090
Materiale pentru curatenie	200102			8,000	4,000	4,000	4,000	3,337	663	3,337

A	B	1	2	3	4	5	6	7	8=6-7	9
Incalzit, iluminat si forta motrica	200103			55,000	40,000	40,000	40,000	29,461	10,539	31,492
Apa, canal si salubritate	200104			8,000	6,000	6,000	6,000	4,634	1,366	5,024
Carburanti si lubrifianti	200105			165,000	80,000	80,000	80,000	52,153	27,847	55,303
Posta, telecomunicatii, radio, tv, internet	200108			91,000	53,000	53,000	53,000	36,633	16,367	50,377
Materiale si prestari de servicii cu caracter functional	200109			4,000	3,000	3,000	3,000	1,906	1,094	2,180
Alte bunuri si servicii pentru intretinere si functionare	200130			98,000	51,000	51,000	51,000	33,883	17,117	44,772
Reparatii curente	2002			3,000	2,000	2,000	2,000		2,000	
Medicamente si materiale sanitare (cod 20.04.01 la 20.04.04)	2004			12,000	7,000	7,000	7,000	2,491	4,509	6,038
Medicamente	200401			4,000	3,000	3,000	3,000	550	2,450	2,383
Materiale sanitare	200402			8,000	4,000	4,000	4,000	1,941	2,059	3,655
Bunuri de natura obiectelor de inventar (cod 20.05.01+20.05.03+20.05.30)	2005			70,000	51,000	51,000	51,000	34,770	16,230	
Uniforme si echipament	200501			60,000	45,000	45,000	45,000	33,039	11,961	
Alte obiecte de inventar	200530			10,000	6,000	6,000	6,000	1,731	4,269	
Deplasari, detasari, transferari (cod 20.06.01+20.06.02)	2006			92,000	52,000	52,000	52,000	7,437	44,563	8,637
Deplasari interne, detasari, transferari	200601			92,000	52,000	52,000	52,000	7,437	44,563	8,637
Pregatire profesionala	2013			30,000	16,000	16,000	16,000	14,000	2,000	14,000
Protectia muncii	2014			7,000	3,000	3,000	3,000	950	2,050	950
Cheltuieli judiciare si extrajudiciare derivate din actiuni in reprezentarea intereselor statului, potrivit dispozitiilor legale	2025			5,000	3,000	3,000	3,000	620	2,380	620
Alte cheltuieli (cod 20.30.01 la 20.30.04+20.30.06+20.30.07+20.30.09+20.30.30)	2030			160,000	90,000	90,000	90,000	62,091	27,909	71,209
Prime de asigurare non-viata	203003			35,000	20,000	20,000	20,000	13,744	6,256	13,744
Chirii	203004			70,000	40,000	40,000	40,000	27,687	12,313	33,005
Alte cheltuieli cu bunuri si servicii	203030			55,000	30,000	30,000	30,000	20,660	9,340	24,460
TITLUL XIX PLATI EFECTUATE IN ANII PRECEDENTI SI RECUPERATE IN ANUL CURENT(85.01)	85F							-20,646	20,646	
Plati efectuate in anii precedenti si recuperate in anul curent (cod 85.01.01)	8501F							-20,646	20,646	
Plati efectuate in anii precedenti si recuperate in anul curent în sectiunea de functionare a bugetului local	850101							-20,646	20,646	
SECTIUNEA DE DEZVOLTARE (cod 51+55+56+58+70+81+85)	D		6,756,000	2,000		2,000	2,000		2,000	27,537


A	B	1	2	3	4	5	6	7	8=6-7	9
CHELTUIELI DE CAPITAL ((cod 71+72+75)	70		6,756,000	2,000		2,000	2,000		2,000	27,537
TITLUL XIII ACTIVE NEFINANCIARE (cod 71.01 + 71.03)	71		6,756,000	2,000		2,000	2,000		2,000	27,537
Active fixe (cod 71.01.01 la 71.01.03+71.01.30)	7101		6,756,000	2,000		2,000	2,000		2,000	27,537
Constructii	710101									11,681
Masini, echipamente si mijloace de transport	710102									7,976
Mobilier, aparatura birotica si alte active corporale	710103		225,000	1,000		1,000	1,000		1,000	7,880
Alte active fixe	710130		6,531,000	1,000		1,000	1,000		1,000	
	84							-20,646	20,646	
A. CHELTUIELILE CURENTE (10+20+30+40+50+51+55+56+58+57+59)	01			8,842,000	5,573,000	8,479,000	8,479,000	4,375,201	4,103,799	4,419,122
TITLUL XIX PLATI EFECTUATE IN ANII PRECEDENTI SI RECUPERATE IN ANUL CURENT (85.01)	85							-20,646	20,646	

\*) Se inscriu denumirea si simbolul capitolelor din bugetul aprobat detaliate pe titluri , articole, alineate, pe structura clasificatiei economice (bugetele locale, bugetul creditelor externe, bugetul creditelor interne, bugetul fondurilor externe nerambursabile - sursa D, institutii finantate integral sau partial din venituri proprii/activitati finantate integral din veniturii proprii)

NOTA: Sumele inscrise in col. 6 "Plati efectuate" cu semnul minus la Titlul 85, art. 85.01 "Plati efectuate din precedenti si recuperate in anul curent", se inscriu si pe col. 4"Angajamente bugetare" si col. 5 "Angajamente legale" la acelasi cod tot cu semnul minus , astfel incat in col. 7 "Angajamente legale de platit" sa nu fie raportate sume.

Conducatorul institutiei

CATALIN CHERECHES



Conducatorul compartimentului  
financiar-contabil  
CARMEN POP



## CONTUL DE EXECUTIE AL INSTITUTIILOR PUBLICE - CHELTUIELI

la data de 30.06.2019

Cod 21 Capitol 6502

Subcapitol

-lei-

DENUMIREA INDICATORILOR*)	Cod indicator	Credite de angajament		Credite bugetare		Angajamente bugetare	Angajamente legale	Plati efectuate	Angajamente legale de platit	Cheltuieli efective
		Initiale	Definitive	Initiale	Definitive					
A	B	1	2	3	4	5	6	7	8=6-7	9
TOTAL CHELTUIELI(SECTIUNEA DE FUNCTIONARE+SECTIUNEA DE DEZVOLTARE)			146,284,220	53,344,000	25,066,160	53,344,000	53,344,000	13,132,310	40,211,690	13,103,216
SECTIUNEA DE FUNCTIONARE (cod 01+79+85)	F			18,263,000	14,258,650	18,263,000	18,263,000	10,574,838	7,688,162	11,058,899
CHELTUIELI CURENTE (10+20+30+40+50+51SF+55SF+57+59)	01F			18,263,000	14,258,650	18,263,000	18,263,000	10,576,126	7,686,874	11,058,899
TITLUL I CHELTUIELI DE PERSONAL (cod 10.01 la 10.03)	10									634
Cheltuieli salariale in bani ( cod 10.01.01+10.01.03 la 10.01.08 +10.01.10 la 10.01.16 +10.01.30)	1001									634
Indemnizatie de conducere	100103									634
TITLUL II BUNURI SI SERVICII (cod 20.01 la 20.06+20.09 la 20.16+20.18 la 20.25+20.27+20.30)	20			12,215,000	9,207,640	12,215,000	12,215,000	6,842,980	5,372,020	7,486,968
Bunuri si servicii (cod 20.01.01 la 20.01.09+20.01.30)	2001			9,891,380	7,562,600	9,891,380	9,891,380	6,382,908	3,508,472	6,710,148
Furnituri de birou	200101			260,070	139,760	260,070	260,070	60,777	199,293	78,270
Materiale pentru curatenie	200102			434,710	237,000	434,710	434,710	160,109	274,601	184,817
Incalzit, iluminat si forta motrica	200103			5,703,630	4,872,820	5,703,630	5,703,630	4,545,911	1,157,719	4,520,970
Apa, canal si salubritate	200104			1,179,420	788,940	1,179,420	1,179,420	610,608	568,812	682,085
Carburanti si lubrifianti	200105			1,000	1,000	1,000	1,000		1,000	
Piese de schimb	200106			5,000	2,000	5,000	5,000	634	4,366	354
Transport	200107			726,640	535,710	726,640	726,640	377,217	349,423	425,101
Posta, telecomunicatii, radio, tv, internet	200108			258,590	154,640	258,590	258,590	109,901	148,689	113,769
Materiale si prestari de servicii cu caracter functional	200109			395,100	278,920	395,100	395,100	183,758	211,342	313,268
Alte bunuri si servicii pentru intretinere si functionare	200130			927,220	551,810	927,220	927,220	333,993	593,227	391,514

A	B	1	2	3	4	5	6	7	8=6-7	9
Reparatii curente	2002			584,440	478,340	584,440	584,440	126,741	457,699	141,563
Medicamente si materiale sanitare (cod 20.04.01 la 20.04.04)	2004			9,500	5,800	9,500	9,500	400	9,100	1,000
Medicamente	200401			5,400	2,600	5,400	5,400		5,400	600
Materiale sanitare	200402			3,700	2,800	3,700	3,700		3,700	
Dezinfectanti	200404			400	400	400	400	400		400
Bunuri de natura obiectelor de inventar (cod 20.05.01+20.05.03+20.05.30)	2005			864,080	584,500	864,080	864,080	116,417	747,663	400,718
Uniforme si echipament	200501			11,000	11,000	11,000	11,000	1,127	9,873	
Alte obiecte de inventar	200530			853,080	573,500	853,080	853,080	115,290	737,790	400,718
Deplasari, detasari, transferari (cod 20.06.01+20.06.02)	2006			59,460	46,080	59,460	59,460	18,326	41,134	21,874
Deplasari interne, detasari, transferari	200601			59,460	46,080	59,460	59,460	18,326	41,134	21,874
Materiale de laborator	2009			3,000	3,000	3,000	3,000	357	2,643	
Carti, publicatii si materiale documentare	2011			49,050	35,680	49,050	49,050	9,140	39,910	7,330
Pregatire profesionala	2013			130,050	101,280	130,050	130,050	18,869	111,181	19,399
Protectia muncii	2014			46,150	26,650	46,150	46,150	4,775	41,375	4,275
Alte cheltuieli (cod 20.30.01 la 20.30.04+20.30.06+20.30.07+20.30.09+20.30.30)	2030			577,890	363,710	577,890	577,890	165,047	412,843	180,661
Prime de asigurare non-viata	203003			160,510	87,430	160,510	160,510	52,692	107,818	52,692
Chirii	203004			55,000	55,000	55,000	55,000	44,000	11,000	55,000
Alte cheltuieli cu bunuri si servicii	203030			362,380	221,280	362,380	362,380	68,355	294,025	72,969
TITLUL VII ALTE TRANSFERURI (cod 55.01+ 55.02)	55F			1,765,000	1,083,000	1,765,000	1,765,000	1,072,338	692,662	1,072,338
Transferuri interne (55.01.18+55.01.63+55.01.65)	5501F			1,765,000	1,083,000	1,765,000	1,765,000	1,072,338	692,662	1,072,338
Finantarea invatamantului particular sau confesional acreditat	550163			1,765,000	1,083,000	1,765,000	1,765,000	1,072,338	692,662	1,072,338
TITLUL IX ASISTENTA SOCIALA (cod 57.02)	57			2,742,000	2,476,780	2,742,000	2,742,000	1,382,694	1,359,306	1,969,325
Ajutoare sociale (cod 57.02.01 la 57.02.05)	5702			2,742,000	2,476,780	2,742,000	2,742,000	1,382,694	1,359,306	1,969,325
Ajutoare sociale in numerar	570201			2,680,000	2,446,780	2,680,000	2,680,000	1,357,744	1,322,256	1,944,375
Tichete de cresa	570203			62,000	30,000	62,000	62,000	24,950	37,050	24,950
TITLUL XI ALTE CHELTUIELI (cod 59.01+59.02+59.08+59.11+59.12+59.15+59.17+59.20+59.22+ 59.25+59.30+59.35)	59			1,541,000	1,491,230	1,541,000	1,541,000	1,278,114	262,886	529,634
Burse	5901			782,360	732,590	782,360	782,360	535,500	246,860	344,749
Actiuni cu caracter stiintific si social-cultural	5922			758,640	758,640	758,640	758,640	742,614	16,026	184,885
TITLUL XIX PLATI EFECTUATE IN ANII PRECEDENTI SI	85F							-1,288	1,288	

A	B	1	2	3	4	5	6	7	8=6-7	9
RECUPERATE IN ANUL CURENT(85.01)										
Plati efectuate in anii precedenti si recuperate in anul curent (cod 85.01.01)	8501F							-1,288	1,288	
Plati efectuate in anii precedenti si recuperate in anul curent în sectiunea de functionare a bugetului local	850101							-1,288	1,288	
SECTIUNEA DE DEZVOLTARE (cod 51+55+56+58+70+81+85)	D		146,284,220	35,081,000	10,807,510	35,081,000	35,081,000	2,557,472	32,523,528	2,044,317
TITLUL X Proiecte cu finantare din fonduri externe nerambursabile aferente cadrului financiar 2014-2020 (cod 58.01 la 58.05+58.11+58.12+58.15+58.16+58.30)	58		58,458,220	30,070,000	7,497,510	30,070,000	30,070,000	1,895,602	28,174,398	1,754,103
Programe din Fondul European de Dezvoltare Regionala (FEDR) (cod 58.01.01 la 58.01.03)	5801		53,795,220	23,207,000	3,764,000	23,207,000	23,207,000	4,045	23,202,955	
Finantarea nationala	580101		53,795,220	3,319,350	505,800	3,319,350	3,319,350	608	3,318,742	
Finantarea externa nerambursabila	580102			18,696,650	2,837,200	18,696,650	18,696,650	3,437	18,693,213	
Cheltuieli neeligibile	580103			1,191,000	421,000	1,191,000	1,191,000		1,191,000	
Programe din Fondul Social European (FSE) (cod 58.02.01 la 58.02.03)	5802		4,663,000	6,863,000	3,733,510	6,863,000	6,863,000	1,891,557	4,971,443	1,754,103
Finantarea nationala	580201		1,130,000	1,029,470	560,030	1,029,470	1,029,470	283,729	745,741	263,143
Finantarea externa nerambursabila	580202		3,533,000	5,833,530	3,173,480	5,833,530	5,833,530	1,607,828	4,225,702	1,490,960
CHELTUIELI DE CAPITAL ((cod 71+72+75)	70		87,826,000	4,010,000	2,909,000	4,010,000	4,010,000	661,870	3,348,130	290,214
TITLUL XIII ACTIVE NEFINANCIARE (cod 71.01 + 71.03)	71		87,826,000	4,010,000	2,909,000	4,010,000	4,010,000	661,870	3,348,130	290,214
Active fixe (cod 71.01.01 la 71.01.03+71.01.30)	7101		28,860,000	1,489,000	1,488,000	1,489,000	1,489,000	596,587	892,413	271,248
Constructii	710101		2,814,000	387,500	387,500	387,500	387,500	245,857	141,643	23,486
Masini, echipamente si mijloace de transport	710102		819,000	9,400	9,400	9,400	9,400		9,400	97,597
Mobilier, aparatura birotica si alte active corporale	710103		8,045,000	25,000	25,000	25,000	25,000	3,982	21,018	88,509
Alte active fixe	710130		17,182,000	1,067,100	1,066,100	1,067,100	1,067,100	346,748	720,352	61,656
Reparatii capitale aferente activelor fixe	7103		58,966,000	2,521,000	1,421,000	2,521,000	2,521,000	65,283	2,455,717	18,966
OPERATIUNI FINANCIARE (cod 81)	79			1,001,000	401,000	1,001,000	1,001,000		1,001,000	
TITLUL XVII RAMBURSARI DE CREDITE (cod 81.04)	81			1,001,000	401,000	1,001,000	1,001,000		1,001,000	
Rambursarea imprumuturilor contractate pentru finantarea proiectelor cu finantare UE	8104			1,001,000	401,000	1,001,000	1,001,000		1,001,000	
TITLUL VII ALTE TRANSFERURI (cod 55.01+55.02)	55			1,765,000	1,083,000	1,765,000	1,765,000	1,072,338	692,662	1,072,338
TITLUL XVI RAMBURSARI DE CREDETE	81			1,001,000	401,000	1,001,000	1,001,000		1,001,000	
	84							-1,288	1,288	

A	B	1	2	3	4	5	6	7	8=6-7	9
OPERATIUNI FINANCIARE (cod 81)	79			1,001,000	401,000	1,001,000	1,001,000		1,001,000	
A. CHELTUIELILE CURENTE (10+20+30+40+50+51+55+56+58+57+59)	01		58,458,220	48,333,000	21,756,160	48,333,000	48,333,000	12,471,728	35,861,272	12,813,002
TITLUL XIX PLATI EFECTUATE IN ANII PRECEDENTI SI RECUPERATE IN ANUL CURENT (85.01)	85							-1,288	1,288	

\*) Se inscriu denumirea si simbolul capitolelor din bugetul aprobat detaliate pe titluri , articole, alineate, pe structura clasificatiei economice

(bugetele locale, bugetul creditelor externe, bugetul creditelor interne, bugetul fondurilor externe nerambursabile - sursa D, institutii finantate integral sau partial din venituri proprii/activitati finantate integral din veniturii proprii)

NOTA: Sumele inscise in col. 6 "Plati efectuate" cu semnul minus la Titlul 85, art. 85.01 "Plati efectuate din precedenti si recuperate in anul curent", se inscriu si pe col. 4 "Angajamente bugetare" si col. 5 "Angajamente legale" la acelasi cod tot cu semnul minus , astfel incat in col. 7 "Angajamente legale de platit" sa nu fie raportate sume.

Conducatorul institutiei



Conducatorul compartimentului  
financiar-contabil

CARMEN POP

## CONTUL DE EXECUTIE AL INSTITUTIILOR PUBLICE - CHELTUIELI

la data de 30.06.2019

Cod 21 Capitol 6602

Subcapitol

-lei-

DENUMIREA INDICATORILOR*)	Cod indicator	Credite de angajament		Credite bugetare		Angajamente bugetare	Angajamente legale	Plati efectuate	Angajamente legale de platit	Cheltuieli efective
		Initiale	Definitive	Initiale	Definitive					
A	B	1	2	3	4	5	6	7	8=6-7	9
TOTAL CHELTUIELI(SECTIUNEA DE FUNCTIONARE+SECTIUNEA DE DEZVOLTARE)			28,144,000	10,116,000	4,405,000	10,109,500	10,109,500	3,069,702	7,039,798	3,081,567
SECTIUNEA DE FUNCTIONARE (cod 01+79+85)	F			5,330,000	4,028,000	5,325,000	5,325,000	3,070,880	2,254,120	3,081,567
CHELTUIELI CURENTE (10+20+30+40+50+51SF+55SF+57+59)	01F			5,330,000	4,028,000	5,325,000	5,325,000	3,070,880	2,254,120	3,081,567
TITLUL I CHELTUIELI DE PERSONAL (cod 10.01 la 10.03)	10			4,132,000	2,971,000	4,132,000	4,132,000	2,404,615	1,727,385	2,412,588
Cheltuieli salariale in bani ( cod 10.01.01+10.01.03 la 10.01.08 +10.01.10 la 10.01.16 +10.01.30)	1001			4,034,000	2,903,000	4,034,000	4,034,000	2,352,235	1,681,765	2,360,136
Salarii de baza	100101			3,404,000	2,434,000	3,404,000	3,404,000	1,981,623	1,422,377	1,969,242
Sporuri pentru conditii de munca	100105			442,000	346,000	442,000	442,000	276,127	165,873	277,103
Indemnizatii de hrana	100117			188,000	123,000	188,000	188,000	94,485	93,515	113,791
Contributii (cod 10.03.01 la 10.03.06)	1003			98,000	68,000	98,000	98,000	52,380	45,620	52,452
Contributia asiguratorie pentru munca	100307			98,000	68,000	98,000	98,000	52,380	45,620	52,452
TITLUL II BUNURI SI SERVICII (cod 20.01 la 20.06+20.09 la 20.16+20.18 la 20.25+20.27+20.30)	20			120,000	115,000	115,000	115,000	53,690	61,310	54,415
Bunuri si servicii (cod 20.01.01 la 20.01.09+20.01.30)	2001			48,000	45,000	45,000	45,000	18,889	26,111	19,087
Furnituri de birou	200101			10,000	10,000	10,000	10,000	4,236	5,764	4,594
Materiale pentru curatenie	200102			8,000	8,000	8,000	8,000	2,624	5,376	3,174
Posta, telecomunicatii, radio, tv, internet	200108			9,000	6,000	6,000	6,000	3,634	2,366	3,634
Materiale si prestari de servicii cu caracter functional	200109			11,000	11,000	11,000	11,000	5,005	5,995	5,566
Alte bunuri si servicii pentru intretinere si functionare	200130			10,000	10,000	10,000	10,000	3,390	6,610	2,119
Medicamente si materiale sanitare (cod 20.04.01 la 20.04.04)	2004			59,000	57,000	57,000	57,000	29,934	27,066	32,828

A	B	1	2	3	4	5	6	7	8=6-7	9
Medicamente	200401			21,000	19,000	19,000	19,000	8,514	10,486	10,224
Materiale sanitare	200402			38,000	38,000	38,000	38,000	21,420	16,580	22,604
Bunuri de natura obiectelor de inventar (cod 20.05.01+20.05.03+20.05.30)	2005			9,000	9,000	9,000	9,000	1,367	7,633	
Alte obiecte de inventar	200530			9,000	9,000	9,000	9,000	1,367	7,633	
Alte cheltuieli (cod 20.30.01 la 20.30.04+20.30.06+20.30.07+20.30.09+20.30.30)	2030			4,000	4,000	4,000	4,000	3,500	500	2,500
Alte cheltuieli cu bunuri si servicii	203030			4,000	4,000	4,000	4,000	3,500	500	2,500
TITLUL VI TRANSFERURI INTRE UNITATI ALE ADMINISTRATIEI PUBLICE (cod 51.01) (cod 51.01)	51F			1,000,000	900,000	1,000,000	1,000,000	600,000	400,000	600,000
Transferuri curente (cod 51.01.01+51.01.03+51.01.05+51.01.14+51.01.15+51.01.24+51.01.26+51.01.31+51.01.39+51.01.46+51.01.49+51.01.60+51.01.61+51.01.64)	5101			1,000,000	900,000	1,000,000	1,000,000	600,000	400,000	600,000
Actiuni de sanatate	510103			1,000,000	900,000	1,000,000	1,000,000	600,000	400,000	600,000
TITLUL IX ASISTENTA SOCIALA (cod 57.02)	57			6,000	6,000	6,000	6,000	2,670	3,330	2,389
Ajutoare sociale (cod 57.02.01 la 57.02.05)	5702			6,000	6,000	6,000	6,000	2,670	3,330	2,389
Ajutoare sociale in natura	570202			6,000	6,000	6,000	6,000	2,670	3,330	2,389
TITLUL XI ALTE CHELTUIELI (cod 59.01+59.02+59.08+59.11+59.12+59.15+59.17+59.20+59.22+59.25+59.30+59.35)	59			72,000	36,000	72,000	72,000	9,905	62,095	12,175
Sume aferente persoanelor cu handicap neincadrate	5940			72,000	36,000	72,000	72,000	9,905	62,095	12,175
SECTIUNEA DE DEZVOLTARE (cod 51+55+56+58+70+81+85)	D		28,144,000	4,786,000	377,000	4,784,500	4,784,500	-1,178	4,785,678	
TITLUL VI TRANSFERURI INTRE UNITATI ALE ADMINISTRATIEI PUBLICE (cod 51.02)	51D			284,000	284,000	284,000	284,000		284,000	
Transferuri de capital (cod 51.02.12+51.02.28+51.02.29)	5102			284,000	284,000	284,000	284,000		284,000	
Transferuri pentru finantarea investitiilor la spitale	510212			284,000	284,000	284,000	284,000		284,000	
TITLUL X Proiecte cu finantare din fonduri externe nerambursabile aferente cadrului financiar 2014-2020 (cod 58.01 la 58.05+58.11+58.12+58.15+58.16+58.30)	58		17,492,000	4,501,000	92,000	4,501,000	4,501,000	297	4,500,703	
Programe din Fondul European de Dezvoltare Regionala (FEDR) (cod 58.01.01 la 58.01.03)	5801		17,492,000	4,501,000	92,000	4,501,000	4,501,000	297	4,500,703	
Finantarea nationala	580101		2,108,000	674,200	14,200	674,200	674,200	44	674,156	
Finantarea externa nerambursabila	580102		11,948,000	3,816,800	77,800	3,816,800	3,816,800	253	3,816,547	

A	B	1	2	3	4	5	6	7	8=6-7	9
Cheltuieli neeligibile	580103		3,436,000	10,000		10,000	10,000		10,000	
CHELTUIELI DE CAPITAL ((cod 71+72+75)	70		10,652,000	1,000	1,000	1,000	1,000	25	975	
TITLUL XIII ACTIVE NEFINANCIARE (cod 71.01 + 71.03)	71		10,652,000	1,000	1,000	1,000	1,000	25	975	
Active fixe (cod 71.01.01 la 71.01.03+71.01.30)	7101		10,652,000	1,000	1,000	1,000	1,000	25	975	
Alte active fixe	710130		10,652,000	1,000	1,000	1,000	1,000	25	975	
TITLUL XIX PLATI EFECTUATE IN ANII PRECEDENTI SI RECUPERATE IN ANUL CURENT (85.01)	85					-1,500	-1,500	-1,500		
Plati efectuate in anii precedenti si recuperate in anul curent (cod 85.01.02+85.01.05)	8501					-1,500	-1,500	-1,500		
Plati efectuate in anii precedenti si recuperate in anul curent in sectiunea de dezvoltare a bugetului local	850102					-1,500	-1,500	-1,500		
TITLUL VI TRANSFERURI INTRE UNITATI ALE ADMINISTRATIEI PUBLICE (cod 51.01+51.02)	51			1,284,000	1,184,000	1,284,000	1,284,000	600,000	684,000	600,000
	84					-1,500	-1,500	-1,500		
A. CHELTUIELILE CURENTE (10+20+30+40+50+51+55+56+58+57+59)	01		17,492,000	10,115,000	4,404,000	10,110,000	10,110,000	3,071,177	7,038,823	3,081,567
TITLUL XIX PLATI EFECTUATE IN ANII PRECEDENTI SI RECUPERATE IN ANUL CURENT (85.01)	85					-1,500	-1,500	-1,500		

\*) Se inscriu denumirea si simbolul capitolelor din bugetul aprobat detaliate pe titluri , articole, alineate, pe structura clasificatiei economice

(bugetele locale, bugetul creditelor externe, bugetul creditelor interne, bugetul fondurilor externe nerambursabile - sursa D, institutii finantate integral sau partial din venituri proprii/activitati finantate integral din veniturii proprii)

NOTA: Sumele inscrise in col. 6 "Plati efectuate" cu semnul minus la Titlul 85, art. 85.01 "Plati efectuate din precedenti si recuperate in anul curent", se inscriu si pe col. 4 "Angajamente bugetare" si col. 5 "Angajamente legale" la acelasi cod tot cu semnul minus , astfel incat in col. 7 "Angajamente legale de platit" sa nu fie raportate sume.

Conducatorul institutiei

CATALIN CHERECHES



Conducatorul compartimentului

financiar-contabil

CARMEN POP

## CONTUL DE EXECUTIE AL INSTITUTIILOR PUBLICE - CHELTUIELI

la data de 30.06.2019

Cod 21 Capitol 6702

Subcapitol

-lei-

DENUMIREA INDICATORILOR*)	Cod indicator	Credite de angajament		Credite bugetare		Angajamente bugetare	Angajamente legale	Plati efectuate	Angajamente legale de platit	Cheltuieli efective
		Initiale	Definitive	Initiale	Definitive					
A	B	1	2	3	4	5	6	7	8=6-7	9
TOTAL CHELTUIELI(SECTIUNEA DE FUNCTIONARE+SECTIUNEA DE DEZVOLTARE)			15,656,000	21,782,000	19,723,000	20,883,721	20,883,721	12,702,662	8,181,059	9,090,753
SECTIUNEA DE FUNCTIONARE (cod 01+79+85)	F			21,524,000	19,465,000	20,625,721	20,625,721	12,611,627	8,014,094	8,995,207
CHELTUIELI CURENTE (10+20+30+40+50+51SF+55SF+57+59)	01F			21,524,000	19,465,000	20,654,000	20,654,000	12,639,906	8,014,094	8,995,207
TITLUL II BUNURI SI SERVICII (cod 20.01 la 20.06+20.09 la 20.16+20.18 la 20.25+20.27+20.30)	20			20,000	20,000	20,000	20,000		20,000	
Bunuri si servicii (cod 20.01.01 la 20.01.09+20.01.30)	2001			20,000	20,000	20,000	20,000		20,000	
Alte bunuri si servicii pentru intretinere si functionare	200130			20,000	20,000	20,000	20,000		20,000	
TITLUL VI TRANSFERURI INTRE UNITATI ALE ADMINISTRATIEI PUBLICE (cod 51.01) (cod 51.01)	51F			12,558,000	10,499,000	12,558,000	12,558,000	7,219,500	5,338,500	7,219,500
Transferuri curente (cod 51.01.01+51.01.03+51.01.05+51.01.14+51.01.15+51.01.24+51.01.26+51.01.31+51.01.39+51.01.46+51.01.49+51.01.60+51.01.61+51.01.64)	5101			12,558,000	10,499,000	12,558,000	12,558,000	7,219,500	5,338,500	7,219,500
Transferuri catre institutii publice	510101			12,558,000	10,499,000	12,558,000	12,558,000	7,219,500	5,338,500	7,219,500
TITLUL XI ALTE CHELTUIELI (cod 59.01+59.02+59.08+59.11+59.12+59.15+59.17+59.20+59.22+59.25+59.30+59.35)	59			8,946,000	8,946,000	8,076,000	8,076,000	5,420,406	2,655,594	1,775,707
Asociatii si fundatii	5911			7,086,000	7,086,000	7,086,000	7,086,000	4,460,406	2,625,594	1,745,707
Sustinerea cultelor	5912			1,860,000	1,860,000	990,000	990,000	960,000	30,000	30,000
TITLUL XIX PLATI EFECTUATE IN ANII PRECEDENTI SI RECUPERATE IN ANUL CURENT(85.01)	85F					-28,279	-28,279	-28,279		
Plati efectuate in anii precedenti si recuperate in anul curent	8501F					-28,279	-28,279	-28,279		



A	B	1	2	3	4	5	6	7	8=6-7	9
(cod 85.01.01)										
Plati efectuate in anii precedenti si recuperate in anul curent in sectiunea de functionare a bugetului local	850101					-28,279	-28,279	-28,279		
SECTIUNEA DE DEZVOLTARE (cod 51+55+56+58+70+81+85)	D		15,656,000	258,000	258,000	258,000	258,000	91,035	166,965	95,546
TITLUL VI TRANSFERURI INTRE UNITATI ALE ADMINISTRATIEI PUBLICE (cod 51.02)	51D			93,000	93,000	93,000	93,000	91,035	1,965	91,035
Transferuri de capital (cod 51.02.12+51.02.28+51.02.29)	5102			93,000	93,000	93,000	93,000	91,035	1,965	91,035
Alte transferuri de capital catre institutii publice	510229			93,000	93,000	93,000	93,000	91,035	1,965	91,035
Titlul VIII PROIECTE CU FINANTARE DIN FONDURI EXTERNE NERAMBURSABILE (FEN) POSTADERARE (cod 56.01 la 56.05+cod 56.07+56.08+56.11+56.15 la 56.18 +56.25+56.27+56.28+56.40)	56									225
Programe din Fondul European de Dezvoltare Regionala (FEDR) (cod 56.01.01 la 56.01.03)	5601									225
Finantarea nationala*)	560101									225
CHELTUIELI DE CAPITAL ((cod 71+72+75)	70		15,656,000	165,000	165,000	165,000	165,000		165,000	4,286
TITLUL XIII ACTIVE NEFINANCIARE (cod 71.01 + 71.03)	71		15,656,000	165,000	165,000	165,000	165,000		165,000	4,286
Active fixe (cod 71.01.01 la 71.01.03+71.01.30)	7101		1,759,000	164,000	164,000	164,000	164,000		164,000	4,286
Constructii	710101		1,000,000	1,000	1,000	1,000	1,000		1,000	
Alte active fixe	710130		759,000	163,000	163,000	163,000	163,000		163,000	4,286
Reparatii capitale aferente activelor fixe	7103		13,897,000	1,000	1,000	1,000	1,000		1,000	
TITLUL VI TRANSFERURI INTRE UNITATI ALE ADMINISTRATIEI PUBLICE (cod 51.01+51.02)	51			12,651,000	10,592,000	12,651,000	12,651,000	7,310,535	5,340,465	7,310,535
	84					-28,279	-28,279	-28,279		
A. CHELTUIELILE CURENTE (10+20+30+40+50+51+55+56+58+57+59)	01			21,617,000	19,558,000	20,747,000	20,747,000	12,730,941	8,016,059	9,086,467
TITLUL XIX PLATI EFECTUATE IN ANII PRECEDENTI SI RECUPERATE IN ANUL CURENT (85.01)	85					-28,279	-28,279	-28,279		

\*) Se inscriu denumirea si simbolul capitolului din bugetul aprobat detaliate pe titluri , articole, alineate, pe structura clasificatiei economice (bugetele locale, bugetul creditelor externe, bugetul creditelor interne, bugetul creditelor externe nerambursabile - sursa D, institutii finantate integral sau partial din venituri proprii/activitati finantate integral din veniturii proprii)

NOTA: Sumele inscise in col. 6 "Plati efectuate" cu semnul minus la Titlul 85, art. 85.01 "Plati efectuate din precedenti si recuperate in anul curent", se inscriu si pe col. 4 "Angajamente bugetare" si col. 5 "Angajamente legale" la acelasi cod tot cu semnul minus , astfel incat in col. 7 "Angajamente legale de platit" sa nu fie raportate sume.

**Conducatorul institutiei**

**CATALIN CHERECHES**



**Conducatorul compartimentului**

**financiar-contabil**

**CARMEN POP**

## CONTUL DE EXECUTIE AL INSTITUTIILOR PUBLICE - CHELTUIELI

la data de 30.06.2019

Cod 21 Capitol 6802

Subcapitol

-lei-

DENUMIREA INDICATORILOR*)	Cod indicator	Credite de angajament		Credite bugetare		Angajamente bugetare	Angajamente legale	Plati efectuate	Angajamente legale de platit	Cheltuieli efective
		Initiale	Definitive	Initiale	Definitive					
A	B	1	2	3	4	5	6	7	8=6-7	9
TOTAL CHELTUIELI(SECTIUNEA DE FUNCTIONARE+SECTIUNEA DE DEZVOLTARE)		78,104,000	78,104,000	75,023,000	56,107,200	74,863,330	74,863,330	31,152,814	43,710,516	30,134,334
SECTIUNEA DE FUNCTIONARE (cod 01+79+85)	F			43,217,000	33,651,000	43,058,174	43,058,174	25,447,300	17,610,874	24,919,091
CHELTUIELI CURENTE (10+20+30+40+50+51SF+55SF+57+59)	01F			43,217,000	33,651,000	43,070,000	43,070,000	25,459,126	17,610,874	24,919,091
TITLUL I CHELTUIELI DE PERSONAL (cod 10.01 la 10.03)	10			20,947,000	15,366,000	20,947,000	20,947,000	12,606,646	8,340,354	12,985,968
Cheltuieli salariale in bani ( cod 10.01.01+10.01.03 la 10.01.08 +10.01.10 la 10.01.16 +10.01.30)	1001			20,426,000	15,017,000	20,426,000	20,426,000	12,327,922	8,098,078	12,698,884
Salarii de baza	100101			17,961,500	13,437,500	17,961,500	17,961,500	11,077,243	6,884,257	11,248,390
Sporuri pentru conditii de munca	100105			510,500	324,500	510,500	510,500	259,478	251,022	261,785
Indemnizatii de delegare	100113			8,000	4,000	8,000	8,000	57	7,943	57
Indemnizatii de hrana	100117			1,946,000	1,251,000	1,946,000	1,946,000	991,144	954,856	1,188,652
Contributii (cod 10.03.01 la 10.03.06)	1003			521,000	349,000	521,000	521,000	278,724	242,276	287,084
Contributia asiguratorie pentru munca	100307			521,000	349,000	521,000	521,000	278,724	242,276	287,084
TITLUL II BUNURI SI SERVICII (cod 20.01 la 20.06+20.09 la 20.16+20.18 la 20.25+20.27+20.30)	20			5,073,000	4,926,000	4,926,000	4,926,000	2,763,715	2,162,285	2,410,584
Bunuri si servicii (cod 20.01.01 la 20.01.09+20.01.30)	2001			2,964,000	2,844,000	2,844,000	2,844,000	1,688,915	1,155,085	1,497,708
Furnituri de birou	200101			99,000	99,000	99,000	99,000	22,265	76,735	23,128
Materiale pentru curatenie	200102			154,000	150,000	150,000	150,000	49,886	100,114	31,696
Incalzit, iluminat si forta motrica	200103			1,315,000	1,291,000	1,291,000	1,291,000	924,281	366,719	867,632
Apa, canal si salubritate	200104			415,000	399,000	399,000	399,000	161,604	237,396	184,407
Carburanti si lubrifianti	200105			41,000	41,000	41,000	41,000	28,808	12,192	28,372

A	B	1	2	3	4	5	6	7	8=6-7	9
Piese de schimb	200106			31,000	31,000	31,000	31,000	13,685	17,315	12,629
Posta, telecomunicatii, radio, tv, internet	200108			94,000	81,000	81,000	81,000	45,692	35,308	45,992
Materiale si prestari de servicii cu caracter functional	200109			673,000	611,000	611,000	611,000	378,981	232,019	263,098
Alte bunuri si servicii pentru intretinere si functionare	200130			142,000	141,000	141,000	141,000	63,713	77,287	40,754
Reparatii curente	2002			365,000	367,000	367,000	367,000	206,380	160,620	60,351
Hrana (cod 20.03.01+20.03.02)	2003			1,385,000	1,381,000	1,381,000	1,381,000	756,244	624,756	808,958
Hrana pentru oameni	200301			1,385,000	1,381,000	1,381,000	1,381,000	756,244	624,756	808,958
Medicamente si materiale sanitare (cod 20.04.01 la 20.04.04)	2004			31,000	31,000	31,000	31,000	6,620	24,380	5,794
Medicamente	200401			16,000	16,000	16,000	16,000	3,563	12,437	3,890
Materiale sanitare	200402			9,000	9,000	9,000	9,000	2,413	6,587	827
Dezinfectanti	200404			6,000	6,000	6,000	6,000	644	5,356	1,077
Bunuri de natura obiectelor de inventar (cod 20.05.01+20.05.03+20.05.30)	2005			151,000	151,000	151,000	151,000	62,565	88,435	
Alte obiecte de inventar	200530			151,000	151,000	151,000	151,000	62,565	88,435	
Deplasari, detasari, transferari (cod 20.06.01+20.06.02)	2006			63,000	38,000	38,000	38,000	3,465	34,535	3,465
Deplasari interne, detasari, transferari	200601			58,000	33,000	33,000	33,000	3,465	29,535	3,465
Deplasari in strainatate	200602			5,000	5,000	5,000	5,000		5,000	
Carti, publicatii si materiale documentare	2011			15,000	15,000	15,000	15,000	7,710	7,290	8,618
Pregatire profesionala	2013			50,000	50,000	50,000	50,000	7,300	42,700	
Alte cheltuieli (cod 20.30.01 la 20.30.04+20.30.06+20.30.07+20.30.09+20.30.30)	2030			49,000	49,000	49,000	49,000	24,516	24,484	25,690
Alte cheltuieli cu bunuri si servicii	203030			49,000	49,000	49,000	49,000	24,516	24,484	25,690
TITLUL IX ASISTENTA SOCIALA (cod 57.02)	57			16,212,000	12,588,000	16,212,000	16,212,000	9,594,263	6,617,737	9,023,461
Ajutoare sociale (cod 57.02.01 la 57.02.05)	5702			16,212,000	12,588,000	16,212,000	16,212,000	9,594,263	6,617,737	9,023,461
Ajutoare sociale in numerar	570201			16,212,000	12,588,000	16,212,000	16,212,000	9,594,263	6,617,737	9,023,461
TITLUL XI ALTE CHELTUIELI (cod 59.01+59.02+59.08+59.11+59.12+59.15+59.17+59.20+59.22+59.25+59.30+59.35)	59			985,000	771,000	985,000	985,000	494,502	490,498	499,078
Asociatii si fundatii	5911			431,000	431,000	431,000	431,000	227,220	203,780	227,220
Sume aferente persoanelor cu handicap neincadrate	5940			554,000	340,000	554,000	554,000	267,282	286,718	271,858
TITLUL XIX PLATI EFECTUATE IN ANII PRECEDENTI SI RECUPERATE IN ANUL CURENT(85.01)	85F					-11,826	-11,826	-11,826		
Plati efectuate in anii precedenti si recuperate in anul curent	8501F					-11,826	-11,826	-11,826		

A	B	1	2	3	4	5	6	7	8=6-7	9
(cod 85.01.01)										
Plati efectuate in anii precedenti si recuperate in anul curent in sectiunea de functionare a bugetului local	850101					-11,826	-11,826	-11,826		
SECTIUNEA DE DEZVOLTARE (cod 51+55+56+58+70+81+85)	D	78,104,000	78,104,000	31,806,000	22,456,200	31,805,156	31,805,156	5,705,514	26,099,642	5,215,243
Titlul VIII PROIECTE CU FINANTARE DIN FONDURI EXTERNE NERAMBURSABILE (FEN) POSTADERARE (cod 56.01 la 56.05+cod 56.07+56.08+56.11+56.15 la 56.18 +56.25+56.27+56.28+56.40)	56									37,229
Programe din Fondul European de Dezvoltare Regionala (FEDR) (cod 56.01.01 la 56.01.03)	5601									10,124
Cheltuieli neeligibile*)	560103									10,124
Mecanismul financiar SEE ( cod 56.17.01 la 56.17.03)	5617									27,105
Finantarea nationala*)	561701									20,258
Finantarea externa nerambursabila*)	561702									6,847
TITLUL X Proiecte cu finantare din fonduri externe nerambursabile aferente cadrului financiar 2014-2020 (cod 58.01 la 58.05+58.11+58.12+58.15+58.16+58.30)	58	37,275,000	37,275,000	30,382,000	21,032,200	30,382,000	30,382,000	5,185,412	25,196,588	5,054,431
Programe din Fondul Social European (FSE) (cod 58.02.01 la 58.02.03)	5802	37,101,000	37,101,000	30,208,000	20,944,200	30,208,000	30,208,000	5,126,441	25,081,559	4,990,532
Finantarea nationala	580201	5,565,000	5,565,000	4,532,000	3,138,380	4,532,000	4,532,000	768,968	3,763,032	748,581
Finantarea externa nerambursabila	580202	31,536,000	31,536,000	25,676,000	17,805,820	25,676,000	25,676,000	4,357,473	21,318,527	4,241,951
Alte programe comunitare finantate in perioada 2014-2020 (cod 58.15.01 la 58.15.03)	5815	174,000	174,000	174,000	88,000	174,000	174,000	58,971	115,029	63,899
Finantarea nationala	581501	25,000	25,000	25,000	13,000	25,000	25,000	9,054	15,946	9,054
Finantarea externa nerambursabila	581502	149,000	149,000	149,000	75,000	149,000	149,000	49,917	99,083	54,845
CHELTUIELI DE CAPITAL ((cod 71+72+75)	70	40,829,000	40,829,000	1,424,000	1,424,000	1,424,000	1,424,000	522,484	901,516	123,583
TITLUL XIII ACTIVE NEFINANCIARE (cod 71.01 + 71.03)	71	40,829,000	40,829,000	1,424,000	1,424,000	1,424,000	1,424,000	522,484	901,516	123,583
Active fixe (cod 71.01.01 la 71.01.03+71.01.30)	7101	40,464,000	40,464,000	1,059,000	1,059,000	1,059,000	1,059,000	249,344	809,656	123,583
Constructii	710101	2,057,000	2,057,000	757,000	757,000	757,000	757,000		757,000	
Masini, echipamente si mijloace de transport	710102	1,000	1,000	1,000	1,000	1,000	1,000		1,000	
Mobilier, aparatura birotica si alte active corporale	710103	1,000	1,000	1,000	1,000	1,000	1,000		1,000	123,583
Alte active fixe	710130	38,405,000	38,405,000	300,000	300,000	300,000	300,000	249,344	50,656	
Reparatii capitale aferente activelor fixe	7103	365,000	365,000	365,000	365,000	365,000	365,000	273,140	91,860	

A	B	1	2	3	4	5	6	7	8=6-7	9
TITLUL XIX PLATI EFECTUATE IN ANII PRECEDENTI SI RECUPERATE IN ANUL CURENT (85.01)	85					-844	-844	-2,382	1,538	
Plati efectuate in anii precedenti si recuperate in anul curent (cod 85.01.02+85.01.05)	8501					-844	-844	-2,382	1,538	
Plati efectuate in anii precedenti si recuperate in anul curent aferente fondurilor externe nerambursabile	850105					-844	-844	-2,382	1,538	
	84					-12,670	-12,670	-14,208	1,538	
A. CHELTUIELILE CURENTE (10+20+30+40+50+51+55+56+58+57+59)	01	37,275,000	37,275,000	73,599,000	54,683,200	73,452,000	73,452,000	30,644,538	42,807,462	30,010,751
TITLUL XIX PLATI EFECTUATE IN ANII PRECEDENTI SI RECUPERATE IN ANUL CURENT (85.01)	85					-12,670	-12,670	-14,208	1,538	


\*) Se inscriu denumirea si simbolul capitolelor din bugetul aprobat detaliate pe titluri , articole, alineate, pe structura clasificatiei economice

(bugetele locale, bugetul creditelor externe, bugetul creditelor interne, bugetul fondurilor externe nerambursabile - sursa D, institutii finantate integral sau partial din venituri proprii/activitati finantate integral din veniturii proprii)

NOTA: Sumele inscrise in col. 6 "Plati efectuate" cu semnul minus la Titlul 85, art. 85.01 "Plati efectuate din precedenti si recuperate in anul curent", se inscriu si pe col. 4 "Angajamente bugetare" si col. 5 "Angajamente legale" la acelasi cod tot cu semnul minus , astfel incat in col. 7 "Angajamente legale de platit" sa nu fie raportate sume.

Conducatorul institutiei

CATALIN CHERECHES



Conducatorul compartimentului

financiar-contabil

CARMEN POP

## CONTUL DE EXECUTIE AL INSTITUTIILOR PUBLICE - CHELTUIELI

la data de 30.06.2019

Cod 21 Capitol 7002

Subcapitol

-lei-

DENUMIREA INDICATORILOR*)	Cod indicator	Credite de angajament		Credite bugetare		Angajamente bugetare	Angajamente legale	Plati efectuate	Angajamente legale de platit	Cheltuieli efective
		Initiale	Definitive	Initiale	Definitive					
A	B	1	2	3	4	5	6	7	8=6-7	9
TOTAL CHELTUIELI(SECTIUNEA DE FUNCTIONARE+SECTIUNEA DE DEZVOLTARE)			267,772,000	48,554,000	41,427,000	48,014,000	48,014,000	18,517,980	29,496,020	34,551,713
SECTIUNEA DE FUNCTIONARE (cod 01+79+85)	F			26,600,000	22,991,000	26,060,000	26,060,000	16,009,165	10,050,835	14,752,159
CHELTUIELI CURENTE (10+20+30+40+50+51SF+55SF+57+59)	01F			26,600,000	22,991,000	26,060,000	26,060,000	16,009,165	10,050,835	14,752,159
TITLUL II BUNURI SI SERVICII (cod 20.01 la 20.06+20.09 la 20.16+20.18 la 20.25+20.27+20.30)	20			10,000,000	9,460,000	9,460,000	9,460,000	6,366,649	3,093,351	5,109,643
Bunuri si servicii (cod 20.01.01 la 20.01.09+20.01.30)	2001			7,778,000	7,568,000	7,568,000	7,568,000	5,763,582	1,804,418	4,312,437
Furnituri de birou	200101									22,015
Incalzit, iluminat si forta motrica	200103			5,960,000	5,960,000	5,960,000	5,960,000	5,059,226	900,774	3,337,002
Apa, canal si salubritate	200104			318,000	258,000	258,000	258,000	36,608	221,392	59,246
Materiale si prestari de servicii cu caracter functional	200109			1,350,000	1,350,000	1,350,000	1,350,000	667,748	682,252	894,174
Alte bunuri si servicii pentru intretinere si functionare	200130			150,000						
Reparatii curente	2002			879,000	879,000	879,000	879,000	275,649	603,351	272,453
Bunuri de natura obiectelor de inventar (cod 20.05.01+20.05.03+20.05.30)	2005			50,000	50,000	50,000	50,000		50,000	
Alte obiecte de inventar	200530			50,000	50,000	50,000	50,000		50,000	
Alte cheltuieli (cod 20.30.01 la 20.30.04+20.30.06+20.30.07+20.30.09+20.30.30)	2030			1,293,000	963,000	963,000	963,000	327,418	635,582	524,753
Chirii	203004			691,000	691,000	691,000	691,000	139,766	551,234	305,960
Alte cheltuieli cu bunuri si servicii	203030			602,000	272,000	272,000	272,000	187,652	84,348	218,793
TITLUL VI TRANSFERURI INTRE UNITATI ALE	51F			13,500,000	10,431,000	13,500,000	13,500,000	7,219,200	6,280,800	7,219,200

A	B	1	2	3	4	5	6	7	8=6-7	9
ADMINISTRATIEI PUBLICE (cod 51.01) (cod 51.01)										
Transferuri curente (cod 51.01.01+51.01.03+51.01.05+51.01.14+51.01.15+ 51.01.24 +51.01.26 +51.01.31+51.01.39+51.01.46+51.01.49+51.01.60+51.01.61+51.01.64)	5101			13,500,000	10,431,000	13,500,000	13,500,000	7,219,200	6,280,800	7,219,200
Transferuri catre institutii publice	510101			13,500,000	10,431,000	13,500,000	13,500,000	7,219,200	6,280,800	7,219,200
TITLUL VII ALTE TRANSFERURI (cod 55.01+ 55.02)	55F			3,100,000	3,100,000	3,100,000	3,100,000	2,423,316	676,684	2,423,316
Transferuri interne (55.01.18+55.01.63+55.01.65)	5501F			3,100,000	3,100,000	3,100,000	3,100,000	2,423,316	676,684	2,423,316
Sume reprezentând contributia unitatilor administrativ-teritoriale la Fondul IID	550165			3,100,000	3,100,000	3,100,000	3,100,000	2,423,316	676,684	2,423,316
SECTIUNEA DE DEZVOLTARE (cod 51+55+56+58+70+81+85)	D		267,772,000	21,954,000	18,436,000	21,954,000	21,954,000	2,508,815	19,445,185	19,799,554
TITLUL VI TRANSFERURI INTRE UNITATI ALE ADMINISTRATIEI PUBLICE (cod 51.02)	51D			1,000,000	1,000,000	1,000,000	1,000,000	26,000	974,000	26,000
Transferuri de capital (cod 51.02.12+51.02.28+51.02.29)	5102			1,000,000	1,000,000	1,000,000	1,000,000	26,000	974,000	26,000
Alte transferuri de capital catre institutii publice	510229			1,000,000	1,000,000	1,000,000	1,000,000	26,000	974,000	26,000
Titlul VIII PROIECTE CU FINANTARE DIN FONDURI EXTERNE NERAMBURSABILE (FEN) POSTADERARE (cod 56.01 la 56.05+cod 56.07+56.08+56.11+56.15 la 56.18 +56.25+56.27+56.28+56.40)	56									108,625
Programe din Fondul European de Dezvoltare Regionala (FEDR) (cod 56.01.01 la 56.01.03)	5601									108,625
Finantarea nationala*)	560101									14,331
Cheltuieli neeligibile*)	560103									94,294
TITLUL X Proiecte cu finantare din fonduri externe nerambursabile aferente cadrului financiar 2014-2020 (cod 58.01 la 58.05+58.11+58.12+58.15+58.16+58.30)	58		22,519,000	15,297,000	13,504,000	15,297,000	15,297,000	1,045,859	14,251,141	76,116
Programe din Fondul European de Dezvoltare Regionala (FEDR) (cod 58.01.01 la 58.01.03)	5801		22,519,000	15,297,000	13,504,000	15,297,000	15,297,000	1,045,859	14,251,141	76,116
Finantarea nationala	580101		3,029,060	3,074,550	2,254,550	3,074,550	3,074,550	153,285	2,921,265	7,943
Finantarea externa nerambursabila	580102		16,674,200	11,798,450	10,925,450	11,798,450	11,798,450	868,590	10,929,860	45,028
Cheltuieli neeligibile	580103		2,815,740	424,000	324,000	424,000	424,000	23,984	400,016	23,145
CHELTUIELI DE CAPITAL ((cod 71+72+75)	70		245,253,000	5,657,000	3,932,000	5,657,000	5,657,000	1,436,956	4,220,044	19,588,813
TITLUL XIII ACTIVE NEFINANCIARE (cod 71.01 + 71.03)	71		245,253,000	5,657,000	3,932,000	5,657,000	5,657,000	1,436,956	4,220,044	19,588,813
Active fixe (cod 71.01.01 la 71.01.03+71.01.30)	7101		123,790,000	1,545,000	1,386,000	1,545,000	1,545,000	672,616	872,384	15,591,655



A	B	1	2	3	4	5	6	7	8=6-7	9
Constructii	710101		29,967,000	336,000	271,000	336,000	336,000	245,754	90,246	14,665,013
Masini, echipamente si mijloace de transport	710102									189,570
Mobilier, aparatura birotica si alte active corporale	710103		8,000,000	10,000	10,000	10,000	10,000		10,000	
Alte active fixe	710130		85,823,000	1,199,000	1,105,000	1,199,000	1,199,000	426,862	772,138	737,072
Reparatii capitale aferente activelor fixe	7103		121,463,000	4,112,000	2,546,000	4,112,000	4,112,000	764,340	3,347,660	3,997,158
TITLUL VI TRANSFERURI INTRE UNITATI ALE ADMINISTRATIEI PUBLICE (cod 51.01+51.02)	51			14,500,000	11,431,000	14,500,000	14,500,000	7,245,200	7,254,800	7,245,200
TITLUL VII ALTE TRANSFERURI (cod 55.01+55.02)	55			3,100,000	3,100,000	3,100,000	3,100,000	2,423,316	676,684	2,423,316
A. CHELTUIELILE CURENTE (10+20+30+40+50+51+55+56+58+57+59)	01		22,519,000	42,897,000	37,495,000	42,357,000	42,357,000	17,081,024	25,275,976	14,962,900

\*) Se inscriu denumirea si simbolul capitolului din bugetul aprobat detaliate pe titluri , articole, alineate, pe structura clasificatiei economice (bugetele locale, bugetul creditelor externe, bugetul creditelor interne, bugetul fondurilor externe nerambursabile - sursa D, institutii finantate integral sau partial din venituri proprii/activitati finantate integral din veniturii proprii)

NOTA: Sumele inscrise in col. 6 "Plati efectuate" cu semnul minus la Titlul 85, art. 85.01 "Plati efectuate din precedenti si recuperate in anul curent", se inscriu si pe col. 4 "Angajamente bugetare" si col. 5 "Angajamente legale" la acelasi cod tot cu semnul minus , astfel incat in col. 7 "Angajamente legale de platit" sa nu fie raportate sume.

Conducatorul institutiei

CATALIN CHERECHES



Conducatorul compartimentului  
financiar-contabil  
CARMEN POP

## CONTUL DE EXECUTIE AL INSTITUTIILOR PUBLICE - CHELTUIELI

la data de 30.06.2019

Cod 21 Capitol 7402

Subcapitol

-lei-

DENUMIREA INDICATORILOR*)	Cod indicator	Credite de angajament		Credite bugetare		Angajamente bugetare	Angajamente legale	Plati efectuate	Angajamente legale de platit	Cheltuieli efective
		Initiale	Definitive	Initiale	Definitive					
A	B	1	2	3	4	5	6	7	8=6-7	9
TOTAL CHELTUIELI(SECTIUNEA DE FUNCTIONARE+SECTIUNEA DE DEZVOLTARE)			3,042,000	18,166,000	17,815,000	18,166,000	18,166,000	14,482,798	3,683,202	24,366,160
SECTIUNEA DE FUNCTIONARE (cod 01+79+85)	F			17,765,000	17,615,000	17,765,000	17,765,000	14,439,733	3,325,267	24,366,160
CHELTUIELI CURENTE (10+20+30+40+50+51SF+55SF+57+59)	01F			17,765,000	17,615,000	17,765,000	17,765,000	14,439,733	3,325,267	24,366,160
TITLUL II BUNURI SI SERVICII (cod 20.01 la 20.06+20.09 la 20.16+20.18 la 20.25+20.27+20.30)	20			17,440,000	17,440,000	17,440,000	17,440,000	14,304,733	3,135,267	24,241,160
Bunuri si servicii (cod 20.01.01 la 20.01.09+20.01.30)	2001			17,440,000	17,440,000	17,440,000	17,440,000	14,304,733	3,135,267	24,241,160
Apa, canal si salubritate	200104			17,440,000	17,440,000	17,440,000	17,440,000	14,304,733	3,135,267	24,241,160
TITLUL XI ALTE CHELTUIELI (cod 59.01+59.02+59.08+59.11+59.12+59.15+59.17+59.20+59.22+59.25+59.30+59.35)	59			325,000	175,000	325,000	325,000	135,000	190,000	125,000
Asociatii si fundatii	5911			325,000	175,000	325,000	325,000	135,000	190,000	125,000
SECTIUNEA DE DEZVOLTARE (cod 51+55+56+58+70+81+85)	D		3,042,000	401,000	200,000	401,000	401,000	43,065	357,935	
TITLUL X Proiecte cu finantare din fonduri externe nerambursabile aferente cadrului financiar 2014-2020 (cod 58.01 la 58.05+58.11+58.12+58.15+58.16+58.30)	58		300,000	300,000	100,000	300,000	300,000		300,000	
Programe Instrumentul European de Vecinatate (ENI) (cod 58.12.01 la 58.12.03)	5812		300,000	300,000	100,000	300,000	300,000		300,000	
Finantarea nationala	581201		300,000	45,000	15,000	45,000	45,000		45,000	
Finantarea externa nerambursabila	581202			255,000	85,000	255,000	255,000		255,000	
CHELTUIELI DE CAPITAL ((cod 71+72+75)	70		2,742,000	101,000	100,000	101,000	101,000	43,065	57,935	

A	B	1	2	3	4	5	6	7	8=6-7	9
TITLUL XIII ACTIVE NEFINANCIARE (cod 71.01 + 71.03)	71		2,742,000	101,000	100,000	101,000	101,000	43,065	57,935	
Active fixe (cod 71.01.01 la 71.01.03+71.01.30)	7101		2,742,000	101,000	100,000	101,000	101,000	43,065	57,935	
Alte active fixe	710130		2,742,000	101,000	100,000	101,000	101,000	43,065	57,935	
A. CHELTUIELILE CURENTE (10+20+30+40+50+51+55+56+58+57+59)	01		300,000	18,065,000	17,715,000	18,065,000	18,065,000	14,439,733	3,625,267	24,366,160


\*) Se inscriu denumirea si simbolul capitolelor din bugetul aprobat detaliate pe titluri , articole, alineate, pe structura clasificatiei economice

(bugetele locale, bugetul creditelor externe, bugetul creditelor interne, bugetul fondurilor externe nerambursabile - sursa D, institutii finantate integral sau partial din venituri proprii/activitati finantate integral din veniturii proprii)

NOTA: Sumele inscrise in col. 6 "Plati efectuate" cu semnul minus la Titlul 85, art. 85.01 "Plati efectuate din precedenti si recuperate in anul curent", se inscriu si pe col. 4"Angajamente bugetare" si col. 5 "Angajamente legale" la acelasi cod tot cu semnul minus , astfel incat in col. 7 "Angajamente legale de platit" sa nu fie raportate sume.

Conducatorul institutiei

CATALIN CHERECHES



Conducatorul compartimentului

financiar-contabil

CARMEN POP

## CONTUL DE EXECUTIE AL INSTITUTIILOR PUBLICE - CHELTUIELI

la data de 30.06.2019

Cod 21 Capitol 8002

Subcapitol

-lei-

DENUMIREA INDICATORILOR*)	Cod indicator	Credite de angajament		Credite bugetare		Angajamente bugetare	Angajamente legale	Plati efectuate	Angajamente legale de platit	Cheltuieli efective
		Initiale	Definitive	Initiale	Definitive					
A	B	1	2	3	4	5	6	7	8=6-7	9
TOTAL CHELTUIELI(SECTIUNEA DE FUNCTIONARE+SECTIUNEA DE DEZVOLTARE)										1,607
SECTIUNEA DE DEZVOLTARE (cod 51+55+56+58+70+81+85)	D									1,607
Titlul VIII PROIECTE CU FINANTARE DIN FONDURI EXTERNE NERAMBURSABILE (FEN) POSTADERARE (cod 56.01 la 56.05+cod 56.07+56.08+56.11+56.15 la 56.18 +56.25+56.27+56.28+56.40)	56									1,607
Programe din Fondul European de Dezvoltare Regionala (FEDR) (cod 56.01.01 la 56.01.03)	5601									1,607
Cheltuieli neeligibile*)	560103									1,607
A. CHELTUIELILE CURENTE (10+20+30+40+50+51+55+56+58+57+59)	01									1,607

\*) Se inscriu denumirea si simbolul capitolului din bugetul aprobat detaliate pe titluri , articole, alineate, pe structura clasificatiei economice

(bugetele locale, bugetul creditelor externe, bugetul creditelor interne, bugetul fondurilor externe nerambursabile - sursa D, institutiile finantate integral sau partial din venituri proprii/activitati finantate integral din veniturii proprii)

NOTA: Sumele inscrise in col. 6 "Plati efectuate" cu semnul minus la Titlul 85, art. 85.01 "Plati efectuate din precedenti si recuperate in anul curent", se inscriu si pe col. 4 "Angajamente bugetare" si col. 5 "Angajamente legale" la acelasi cod tot cu semnul minus , astfel incat in col. 7 "Angajamente legale de platit" sa nu fie raportate sume.



Conducatorul compartimentului  
financiar-contabil  
CARMEN POP

## CONTUL DE EXECUTIE AL INSTITUTIILOR PUBLICE - CHELTUIELI

la data de 30.06.2019

Cod 21 Capitol 8402

Subcapitol

-lei-

DENUMIREA INDICATORILOR*)	Cod indicator	Credite de angajament		Credite bugetare		Angajamente bugetare	Angajamente legale	Plati efectuate	Angajamente legale de platit	Cheltuieli efective
		Initiale	Definitive	Initiale	Definitive					
A	B	1	2	3	4	5	6	7	8=6-7	9
TOTAL CHELTUIELI(SECTIUNEA DE FUNCTIONARE+SECTIUNEA DE DEZVOLTARE)			186,903,900	139,456,000	49,934,000	139,451,000	139,451,000	30,656,167	108,794,833	14,283,996
SECTIUNEA DE FUNCTIONARE (cod 01+79+85)	F			36,222,000	33,972,000	36,217,000	36,217,000	24,067,425	12,149,575	12,401,484
CHELTUIELI CURENTE (10+20+30+40+50+51SF+55SF+57+59)	01F			31,611,000	31,606,000	31,606,000	31,606,000	21,702,599	9,903,401	12,401,484
TITLUL II BUNURI SI SERVICII (cod 20.01 la 20.06+20.09 la 20.16+20.18 la 20.25+20.27+20.30)	20			22,611,000	22,606,000	22,606,000	22,606,000	15,104,164	7,501,836	6,111,804
Bunuri si servicii (cod 20.01.01 la 20.01.09+20.01.30)	2001			20,000	15,000	15,000	15,000		15,000	
Furnituri de birou	200101			20,000	15,000	15,000	15,000		15,000	
Reparatii curente	2002			22,591,000	22,591,000	22,591,000	22,591,000	15,104,164	7,486,836	6,111,804
TITLUL IV SUBVENTII (cod 40.03+40.20+ 40.30)	40			9,000,000	9,000,000	9,000,000	9,000,000	6,598,435	2,401,565	6,289,680
Subventii pentru acoperirea diferentelor de pret si tarif	4003			9,000,000	9,000,000	9,000,000	9,000,000	6,598,435	2,401,565	6,289,680
OPERATIUNI FINANCIARE (cod 80+81)	79F			4,611,000	2,366,000	4,611,000	4,611,000	2,364,826	2,246,174	
TITLUL XVII RAMBURSARI DE CREDITE (cod 81.01+81.02)	81F			4,611,000	2,366,000	4,611,000	4,611,000	2,364,826	2,246,174	
Rambursari de credite interne (cod 81.02.01+81.02.02+ 81.02.05)	8102			4,611,000	2,366,000	4,611,000	4,611,000	2,364,826	2,246,174	
Rambursari de credite aferente datoriei publice interne locale	810205			4,611,000	2,366,000	4,611,000	4,611,000	2,364,826	2,246,174	
SECTIUNEA DE DEZVOLTARE (cod 51+55+56+58+70+81+85)	D		186,903,900	103,234,000	15,962,000	103,234,000	103,234,000	6,588,742	96,645,258	1,882,512
TITLUL X Proiecte cu finantare din fonduri externe nerambursabile aferente cadrului financiar 2014-2020 (cod 58.01 la 58.05+58.11+58.12+58.15+58.16+58.30)	58		114,349,000	91,048,000	7,593,000	91,048,000	91,048,000		91,048,000	

A	B	1	2	3	4	5	6	7	8=6-7	9
Programe din Fondul European de Dezvoltare Regionala (FEDR) (cod 58.01.01 la 58.01.03)	5801		114,349,000	91,048,000	7,593,000	91,048,000	91,048,000		91,048,000	
Finantarea nationala	580101		88,965,000	11,670,000	1,084,000	11,670,000	11,670,000		11,670,000	
Finantarea externa nerambursabila	580102		25,384,000	66,125,000	6,137,000	66,125,000	66,125,000		66,125,000	
Cheltuieli neeligibile	580103			13,253,000	372,000	13,253,000	13,253,000		13,253,000	
CHELTUIELI DE CAPITAL ((cod 71+72+75)	70		72,554,900	4,577,000	4,564,000	4,577,000	4,577,000	2,784,310	1,792,690	1,882,512
TITLUL XIII ACTIVE NEFINANCIARE (cod 71.01 + 71.03)	71		72,554,900	4,577,000	4,564,000	4,577,000	4,577,000	2,784,310	1,792,690	1,882,512
Active fixe (cod 71.01.01 la 71.01.03+71.01.30)	7101		39,429,900	3,972,000	3,964,000	3,972,000	3,972,000	2,643,623	1,328,377	1,882,512
Constructii	710101		2,300,000	2,102,000	2,102,000	2,102,000	2,102,000	1,808,712	293,288	1,808,712
Masini, echipamente si mijloace de transport	710102									13,660
Alte active fixe	710130		37,129,900	1,870,000	1,862,000	1,870,000	1,870,000	834,911	1,035,089	60,140
Reparatii capitale aferente activelor fixe	7103		33,125,000	605,000	600,000	605,000	605,000	140,687	464,313	
OPERATIUNI FINANCIARE (cod 81)	79			7,609,000	3,805,000	7,609,000	7,609,000	3,804,432	3,804,568	
TITLUL XVII RAMBURSARI DE CREDITE (cod 81.04)	81			7,609,000	3,805,000	7,609,000	7,609,000	3,804,432	3,804,568	
Rambursarea imprumuturilor contractate pentru finantarea proiectelor cu finantare UE	8104			7,609,000	3,805,000	7,609,000	7,609,000	3,804,432	3,804,568	
TITLUL XVI RAMBURSARI DE CREDETE	81			12,220,000	6,171,000	12,220,000	12,220,000	6,169,258	6,050,742	
OPERATIUNI FINANCIARE (cod 81)	79			12,220,000	6,171,000	12,220,000	12,220,000	6,169,258	6,050,742	
A. CHELTUIELILE CURENTE (10+20+30+40+50+51+55+56+58+57+59)	01		114,349,000	122,659,000	39,199,000	122,654,000	122,654,000	21,702,599	100,951,401	12,401,484

\*) Se inscriu denumirea si simbolul capitolelor din bugetul aprobat detaliate pe titluri , articole, alineate, pe structura clasificatiei economice

(bugetele locale, bugetul creditelor externe, bugetul creditelor interne, bugetul fondurilor externe nerambursabile - sursa D, institutii finantate integral sau partial din venituri proprii/activitati finantate integral din veniturii proprii)

NOTA: Sumele inscrite in col. 6 "Plati efectuate" cu semnul minus la Titlul 85, art. 85.01 "Plati efectuate din precedenti si recuperate in anul curent", se inscriu si pe col. 4 "Angajamente bugetare" si col. 5 "Angajamente legale" la acelasi cod tot cu semnul minus , astfel incat in col. 7 "Angajamente legale de platit" sa nu fie raportate sume.



Conducatorul compartimentului  
financiar-contabil  
**CARMEN POP**